

M&M

Australia Wide

Refrigeration and Freezers



CATALOGUE

20
22

Legend



Bromic Refrigeration leads the way with continued development in utilising energy-efficient cooling solutions to help protect the planet.

Introducing **Green Cooling**: natural refrigerants which do not harm the ozone layer and have practically zero impact on global warming. Products with the Green Cooling logo have been manufactured utilising a natural refrigerant.



All Bromic Refrigeration products are sold with an **Extra Care Warranty**.



Bromic Extra Care is more than a standard warranty. It is a one-stop support service from Bromic experts for your peace of mind. Our friendly experts are easily accessible on the phone and can help resolve most issues in a single call. However, should there be a need, a technician can be on-site as fast as within 4h, depending on the issue severity. Our nationwide coverage means help is never too far away when you need it!



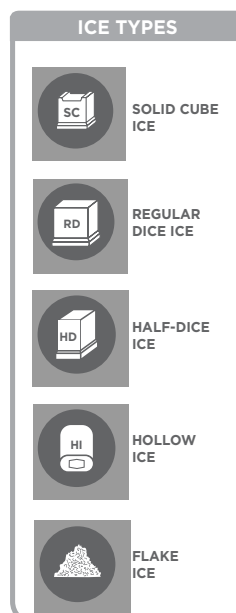
Warranty Terms vary across the range. Look for the warranty icons next to your product of choice to see what is applicable.

PROFESSIONAL RANGE

The **Bromic Professional Range** is an extensive range of high-performance equipment specifically manufactured to meet the demands of ultra-busy kitchens, restaurants, cafes, and other foodservice and retail applications. The Professional Range includes equipment manufactured by our exclusive global partners who are all leaders in their fields, such as Zanotti, IARP and Simag.

SPECIAL ORDER

The **Special Order** icon means that the product is available but may not be stocked, and therefore has an extended lead time. Please get in touch with your Bromic representative for more details.



FREEZER



FAN-FORCED



GENERAL USAGE

COUNTERTOP MERCHANDISERS 5

Countertop Beverage Fridges	7
Countertop Freezer	9
Specification Reference Guide	10

VERTICAL DISPLAY & STORAGE 11

Upright Display Fridges	13
Upright Storage Fridges	21
Upright Display Freezers	22
Upright Storage Freezers	24
Specification Reference Guide	25

BAR FRIDGES & FREEZERS 31

Back Bar Display Fridges	33
Back Bar Storage Fridges	34
Underbench Glass Door Display Fridges	35
Underbench Solid Door Storage Fridges	36
Underbench Solid Door Storage Freezers	37
Underbench Single Door Fridges & Freezer	38
Specification Reference Guide	39

CHEST FREEZERS 43

Display Chest Freezers	45
Display & Storage Chest Freezers	47
Specification Reference Guide	48

ISLAND FREEZERS 51

Irene ECO Island Freezers	53
Specification Reference Guide	54

GELATO DISPLAYS 55

Chest Freezer Gelato Displays	57
Gelato Displays	57
Specification Reference Guide	58

OPEN DISPLAYS 59

Vision ECO Open Displays	61
Specification Reference Guide	62

PIZZA PREP FRIDGES 63

Pizza Prep Fridges	65
Specification Reference Guide	66

FOOD DISPLAYS 67

Cold Food Displays	69
Hot Food Displays	71
Ambient Food Displays	73
Specification Reference Guide	74

ICE MACHINES 77

Types of Ice	79
Self-Contained Solid Cube Ice	80
Self-Contained Hollow Ice	82
Self-Contained Hollow & Flake ice	84
Modular Half-Dice Ice	85
Modular Flake Ice	86
Storage Bins	87
Water Filters	87
Daily Ice Production Overview Chart	88
Specification Reference Guide	89

REFRIGERATION SYSTEMS 93

Zanotti SB Series Drop-In	95
Zanotti ZN Series Slide-In	96
Zanotti GM Series Slide-In	97
Zanotti AS Series Rotary Systems	98
Zanotti Wine Block Slide-in Systems	99
Zanotti Wine Block Split Systems	100
Specification Reference Guide	101

Integrated lock and key
secures merchandise

High-impact LED
lights on all four sides
for perfect product
presentation

Double-glazed safety
glass doors increase
energy efficiency

Adjustable
corrosion-resistant
shelving for
flexibility in display
configuration

Ventilation guards
maintain air
circulation when
fully stocked

Illuminated lightbox
to highlight branding
(curved chillers only)

Digital temperature controller
and display enables quick
temperature adjustment

On/Off switch for lighting
and cooling to reduce
power consumption



Bromic's Countertop Merchandiser range entices impulse purchases by packaging products in a stylish unit surrounded on all sides by safety glass, achieving exceptional product visibility.

07. Countertop Beverage Fridges

Bromic's Countertop Beverage Fridges offer a stylish and durable display option for those wishing to encourage impulse beverage purchases at the point-of-sale.

LED strip lighting in all four corners maximises product visibility from all angles while purpose-designed ventilation guards ensure the unit's highly-efficient fan-forced motor can cool the cabinet evenly.

Options:

- Curved or flat glass to suit your style
- Colour match with white or black
- Illuminated light box decals highlight branding (POA)
- Operate at full capacity with 3 or 4 shelves + base



09. Countertop Freezer

Bromic's Countertop Freezer stylishly surrounds frozen goods in stainless steel while tempting passers-by to treat themselves with what lies behind its 4 triple-glazed safety glass sides.

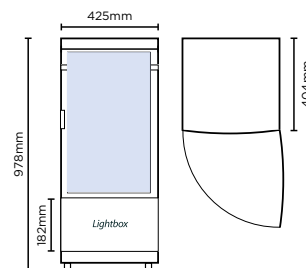
Featuring simple static cooling above and below all 3 fixed shelves along with digital temperature control, this unit perfectly presents frozen goods at the point-of-sale.



10. Specification Reference Guide

Countertop Merchandisers

Countertop Beverage Fridges (Curved Glass)



CT0080G4WC

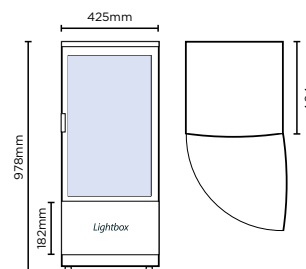
1 YEAR
EXTRA CARE
WARRANTY SERVICE

Curved Glass 80L LED

Part No. 3735170 **Capacity** 80L **Weight** 38.5kg

	External (mm)	Internal (mm)
Width	425	367
Depth	404	306
Height	978	635

- 4-side LED lighting illuminates products from all angles
- Adjustable steel shelving with corrosion-resistant coating and ventilation guards
- Fast and even fan-forced cooling
- Temperature range: +2°C to +8°C
- 50mm feet included
- Display light box



CT0080G4BC

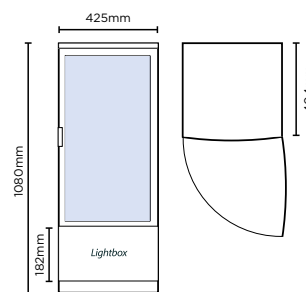
1 YEAR
EXTRA CARE
WARRANTY SERVICE

Curved Glass 80L LED

Part No. 3735172 **Capacity** 80L **Weight** 38.5kg

	External (mm)	Internal (mm)
Width	425	367
Depth	404	306
Height	978	635

- 4-side LED lighting illuminates products from all angles
- Adjustable steel shelving with corrosion-resistant coating and ventilation guards
- Fast and even fan-forced cooling
- Temperature range: +2°C to +8°C
- 50mm feet included
- Display light box



CT0100G4BC

1 YEAR
EXTRA CARE
WARRANTY SERVICE

Curved Glass 98L LED

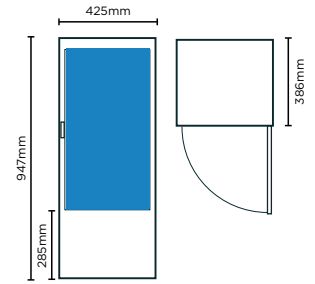
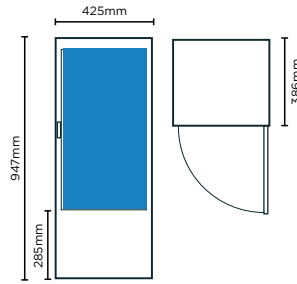
Part No. 3735192 **Capacity** 98L **Weight** 41kg

	External (mm)	Internal (mm)
Width	425	367
Depth	404	306
Height	1080	785

- 4-side LED lighting illuminates products from all angles
- Adjustable steel shelving with corrosion-resistant coating and ventilation guards
- Fast and even fan-forced cooling
- Temperature range: +2°C to +8°C
- 50mm feet included
- Display light box

Countertop Merchandisers

Countertop Beverage Fridges (Flat Glass)



CT0080G4W



Flat Glass 78L LED

Part No.	Capacity	Weight
3735115	78L	36kg

	External (mm)	Internal (mm)
Width	425	369
Depth	386	309
Height	947	591

- 4-side LED lighting illuminates products from all angles
- Adjustable steel shelving with corrosion-resistant coating and ventilation guards
- Fast and even fan-forced cooling
- Temperature range +2°C to +8°C

CT0080G4B

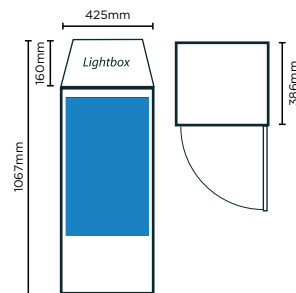


Flat Glass 78L LED

Part No.	Capacity	Weight
3735176	78L	36kg

	External (mm)	Internal (mm)
Width	425	369
Depth	386	309
Height	947	591

- 4-side LED lighting illuminates products from all angles
- Adjustable steel shelving with corrosion-resistant coating and ventilation guards
- Fast and even fan-forced cooling
- Temperature range +2°C to +8°C



CT0080G4LW

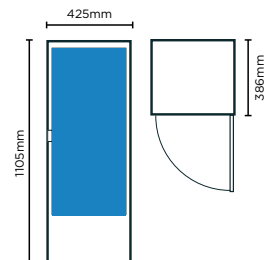


Flat Glass 78L LED with Lightbox

Part No.	Capacity	Weight
3735131	78L	37kg

	External (mm)	Internal (mm)
Width	425	369
Depth	386	309
Height	1067	591

- 4-side LED lighting illuminates products from all angles
- Adjustable steel shelving with corrosion-resistant coating and ventilation guards
- Fast and even fan-forced cooling
- Temperature range +2°C to +8°C
- Display light box



CT0100G4B



Flat Glass 98L LED

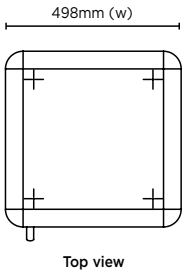

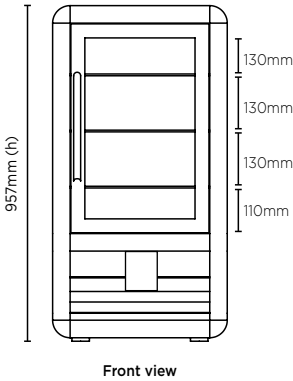
Part No.	Capacity	Weight
3735182	98L	40.5kg

	External (mm)	Internal (mm)
Width	425	369
Depth	386	309
Height	1105	785

- 4-side LED lighting illuminates products from all angles
- Adjustable steel shelving with corrosion-resistant coating and ventilation guards
- Fast and even fan-forced cooling
- Temperature range +2°C to +8°C

Countertop Merchandisers

Countertop Freezer



❄️ CTF0100G4S

SPECIAL ORDER

1 YEAR
EXTRA CARE
WARRANTY SERVICE

Countertop Freezer 100L LED

Part No.	Capacity	Weight
3735142	100L	76kg

	External (mm)	Internal (mm)
Width	498	422
Depth	498	413
Height	957	648

- Aluminium and stainless steel construction
- Static shelf cooling for long-term reliability
- Triple-glazed safety glass increases efficiency while reducing condensation
- Temperature range: -23°C to -15°C

Countertop Merchandisers

Specification Reference Guide

Fridge



Freezer



Model	CT0080G4WC	CT0080G4BC	CT0100G4BC	CT0080G4W	CT0080G4B	CT0080G4LW	CT0100G4B	SPECIAL ORDER
								CTF0100G4S
Part Number	3735170	3735172	3735192	3735115	3735176	3735131	3735182	3735142
Ext. Width (mm)*	425	425	425	425	425	425	425	498
Ext. Depth (mm)*	404	404	404	386	386	386	386	498
Ext. Height (mm)*	978	978	1080	947	947	1067	1105	957
Capacity	80L	80L	98L	78L	78L	78L	98L	100L
Temp. Range	+2 to +8°C	+2 to +8°C	+2 to +8°C	+2 to +8°C	+2 to +8°C	+2 to +8°C	+2 to +8°C	-23 to -15°C
Max. Ambient Temp.	32°C	32°C	32°C	32°C	32°C	32°C	32°C	32°C
Rated Power	164W	164W	164W	164W	164W	164W	164W	315W
Current	1.2A	1.2A	1.2A	1.2A	1.2A	1.2A	1.2A	1.2A
Gross Weight	38.5kg	38.5kg	41kg	36kg	36kg	37kg	40.5kg	74kg
Refrigerant	R134a	R134a	R134a	R134a	R134a	R134a	R134a	R134a
Plug Supplied	1	1	1	1	1	1	1	1
Power Supply	10A	10A	10A	10A	10A	10A	10A	10A
Features								
Display Light Box	✓	✓	✓			✓		
Main Light	LED	LED	LED	LED	LED	LED	LED	LED
Door Shape	Curved	Curved	Curved	Flat	Flat	Flat	Flat	Flat
Safety Glass	✓	✓	✓	✓	✓	✓	✓	✓
Door Lock	✓	✓	✓	✓	✓	✓	✓	
Temp. Controller	Digital	Digital	Digital	Digital	Digital	Digital	Digital	Digital
Feet Included	✓	✓	✓					✓
No. of Shelves Incl. Base	4	4	5	4	4	4	5	4
Colour	White	Black	Black	White	Black	White	Black	Silver
Warranty								
Parts (Years)	1	1	1	1	1	1	1	1
Labour (Years)	1	1	1	1	1	1	1	1

*Dimensions exclude lightbox & handle protrusions



Adjustable thermostat
for accurate temperature
maintenance

Powerful fan for
even circulation
of cold air

Metal door frame for
durability and reliability
(display units only)

Large illuminated
display for
maximum impact

Self-closing
doors minimise
temperature loss

Double-glazed
(Fridges) or triple-
glazed (freezers)
safety glass doors
increase energy
efficiency

High-density
polyurethane
insulation keeps
temperature
and energy
consumption low

Adjustable shelving
for flexibility in
display configuration
(excluding static
freezers)

High-impact internal
lighting for perfect
product presentation

Lockable castors
make movement and
placement easy

Bromic's Vertical Display & Storage range offers complete versatility, available in one-, two- and three-door configurations across a wide range of temperatures and styles.

13. Upright Display Fridges & Freezers

Bromic's Upright Display Fridges and Freezers offer reliability in a stylish casing, creating display solutions suited to self-service retail applications.

These dependable units achieve exceptional efficiency while maintaining longevity through simplicity.



16. LCD Video Fridge

Bromic's LCD Video Fridge introduces exciting movement to point-of-sale marketing, demanding the attention of customers by overlaying refrigerated products with relevant advertisements or imaginative entertainment.

This unit's 50-inch LG Ultra High Contrast LCD display resides within a double-glazed door and is able to switch rapidly between transparency and video content without sacrificing quality in bright environments.



21. Upright Storage Fridges & Freezer

Bromic's Upright Storage Fridges and Freezers prioritise reliability through simplicity to create an affordable storage solution.

This unit's corrosion-resistant outer casing is insulated on all four sides to minimise energy consumption by allowing the refrigeration system to operate efficiently only when it is needed.



23. Fan-Forced Upright Display Fridges & Freezers

Bromic's Fan-Forced Upright Display Fridges and Freezers are packed full of premium perks to ensure perfect performance in high-volume, self-service retail applications.

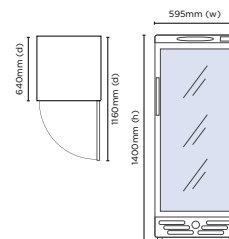
Defrosting and temperature are automatically regulated by the unit's digital controller while fast fan-forced cooling, heated glass doors and ambient ratings combine to keep products primed even in the harshest of Australian conditions.



25. Specification Reference Guide

Vertical Display & Storage

Upright Display Fridges



GM0220 LED ECO

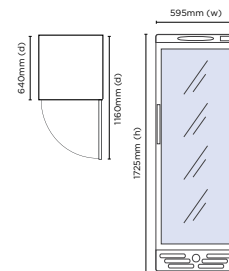


Flat Glass Door 215L LED Display Fridge

Part No.	Capacity	Weight
3736033	215L	68kg

	External (mm)	Internal (mm)
Width	595	505
Depth	640	462
Height	1400	1025

- High-impact LED lighting maximises product visibility and captures attention
- Double-glazed safety glass increases efficiency while reducing condensation
- Self-closing door for hassle-free self service
- Temperature range: +1°C to +10°C



GM0300 LED ECO

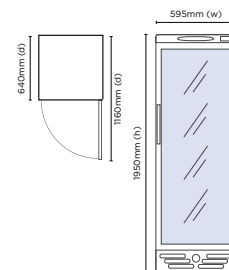


Flat Glass Door 290L LED Display Fridge

Part No.	Capacity	Weight
3736034	290L	74kg

	External (mm)	Internal (mm)
Width	595	505
Depth	640	462
Height	1725	1355

- High-impact LED lighting maximises product visibility and captures attention
- Double-glazed safety glass increases efficiency while reducing condensation
- Self-closing door for hassle-free self service
- Temperature range: +1°C to +10°C



GM0374 LED ECO



Flat Glass Door 372L LED Display Fridge

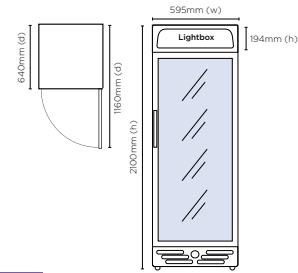
Part No.	Capacity	Weight
3736035	372L	81kg

	External (mm)	Internal (mm)
Width	595	505
Depth	640	462
Height	1950	1555

- High-impact LED lighting maximises product visibility and captures attention
- Double-glazed safety glass increases efficiency while reducing condensation
- Self-closing door for hassle-free self service
- Temperature range: +1°C to +10°C

Vertical Display & Storage

Upright Display Fridges



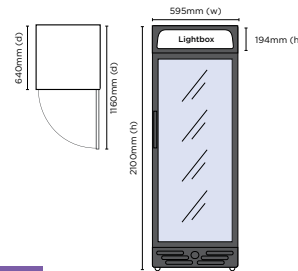
GM0374L LED ECO



Flat Glass Door 372L LED Display Fridge

Part No.	Capacity	Weight
3736036	372L	85kg
	External (mm)	Internal (mm)
Width	595	505
Depth	640	462
Height	2100	1555

- High-impact LED lighting and customizable lightbox capture attention
- Double-glazed safety glass increases efficiency while reducing condensation
- Self-closing door for hassle-free self service
- Temperature range: +1°C to +10°C



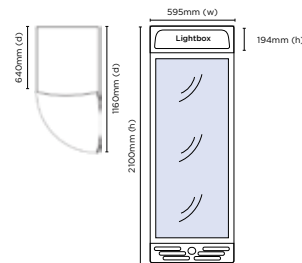
GM0374LB LED



Flat Glass Door 372L LED Display Fridge

Part No.	Capacity	Weight
3736092	372L	85kg
	External (mm)	Internal (mm)
Width	595	505
Depth	640	462
Height	2100	1555

- High-impact LED lighting and customizable lightbox capture attention
- Double-glazed safety glass increases efficiency while reducing condensation
- Self-closing door for hassle-free self service
- Temperature range: +1°C to +10°C



GM0400LC LED



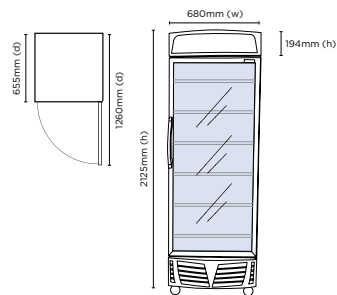
Curved Glass Door 380L LED Display Fridge

Part No.	Capacity	Weight
3736037	380L	90kg
	External (mm)	Internal (mm)
Width	595	505
Depth	640	462
Height	2100	1555

- High-impact LED lighting and customizable lightbox capture attention
- Double-glazed safety glass increases efficiency while reducing condensation
- Self-closing door for hassle-free self service
- Temperature range: +1°C to +10°C

Vertical Display & Storage

Upright Display Fridges



GM0440L LED

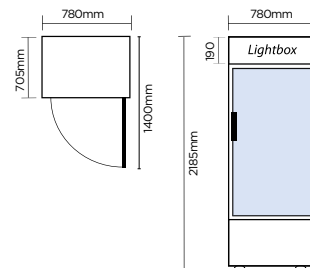


Flat Glass Door 438L LED Display Fridge

Part No.	Capacity	Weight
3736038	438L	110kg

	External (mm)	Internal (mm)
Width	680	580
Depth	655	495
Height	2125	1515

- High-impact LED lighting and customizable lightbox capture attention
- Double-glazed safety glass increases efficiency while reducing condensation
- Self-closing door for hassle-free self service
- Temperature range: +1°C to +10°C



GM0690LW LED



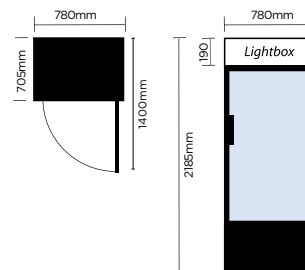
Flat Glass Door 690L LED Display Fridge

Part No.	Capacity	Weight
3736219	659L	123kg

	External (mm)	Internal (mm)
Width	780	702
Depth	705	555
Height	2185	1682

- 43°C ambient temperature rating
- Double glazed Low-E glass doors reduce energy consumption and condensation
- High-impact internal lighting for superior product presentation
- Adjustable shelving for flexibility
- Illuminated light box to highlight branding
- Temperature range: +1°C to +5°C

FF



GM0690LB LED



Flat Glass Door 690L LED Display Fridge

Part No.	Capacity	Weight
3736222	659L	123kg

	External (mm)	Internal (mm)
Width	780	702
Depth	705	555
Height	2185	1682

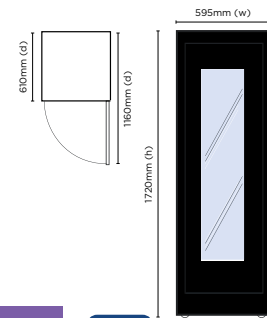
- 43°C ambient temperature rating
- Double glazed Low-E glass doors reduce energy consumption and condensation
- High-impact internal lighting for superior product presentation
- Adjustable shelving for flexibility
- Illuminated light box to highlight branding
- Temperature range: +1°C to +5°C

FF



Vertical Display & Storage

Upright Display Fridges



GM0300 RETRO

SPECIAL ORDER

1 YEAR
EXTRA CARE
WARRANTY SERVICE

Retro 290L LED Display Fridge

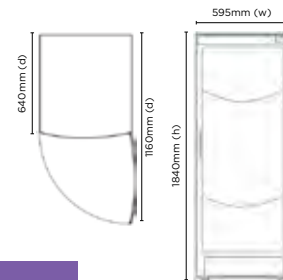
Part No.	Capacity	Weight
3736079	290L	85kg
External (mm)		Internal (mm)
Width	595	505
Depth	610	462
Height	1720	1555

- Front glass panel with green LED surround embedded into door glass
- Completely customisable 1950s-inspired retro unit that allows endless creative freedom*
- Temperature range: +1°C to +10°C

*Minimum quantity required



Wine
Fridge



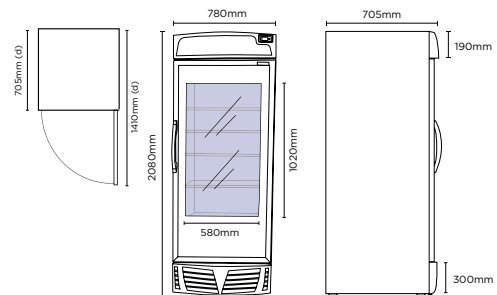
WC0400C LED ECO

1 YEAR
EXTRA CARE
WARRANTY SERVICE

Curved Glass Door 372L Wine Fridge

Part No.	Capacity	Weight
3735145	372L	84kg
External (mm)		Internal (mm)
Width	595	505
Depth	640	462
Height	1840	1555

- Reversible doors for complete flexibility
- 5 adjustable wooden shelves hold up to 50 bottles of wine
- Lockable castors make movement and placement easy
- Analogue controller with digital display for precise temperature maintenance
- Temperature range: +1°C to +18°C



GM0690-VID

SPECIAL ORDER

1 YEAR
EXTRA CARE
WARRANTY SERVICE

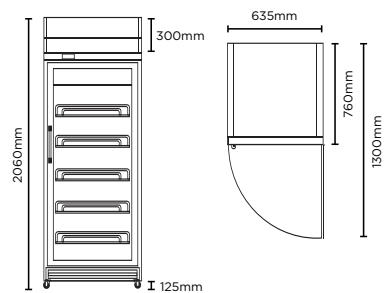
LCD Video 657L Display Fridge

Part No.	Capacity	Weight
3736093	657L	136kg
External (mm)		Internal (mm)
Width	780	555
Depth	705	702
Height	2080	1682

- 50-inch LG Ultra-High Contrast LCD display
- 1080 x 1920 screen resolution with a super wide 178° viewing angle
- Self-closing door with stay for easy stocking and hassle-free self service
- Environmentally friendly R600 refrigerant
- Temperature range: +1°C to +10°C

Vertical Display & Storage

Upright Display Fridges



GD0500LF



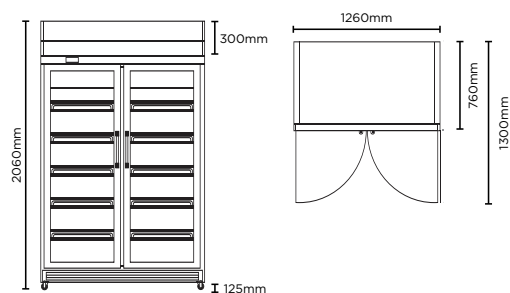
Flat Glass Door 444L LED Display Fridges

Part No.	Capacity	Weight
3736245	444L	95kg

	External (mm)	Internal (mm)
Width	635	520
Depth	760	550
Height	2060	1420

- Double-glazed heated safety glass increases efficiency while reducing condensation
- Self-closing door with stay for easy stocking and hassle-free self service
- Temperature range: +2°C to +8°C

FF



GD1000LF



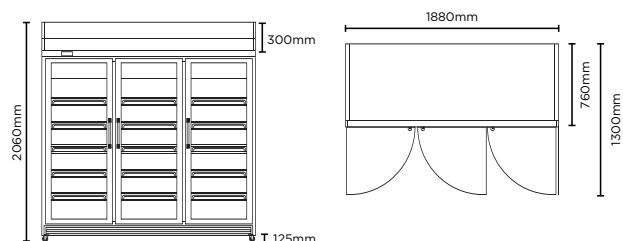
Flat Glass Door 976L LED Display Fridges

Part No.	Capacity	Weight
3736246	976L	157kg

	External (mm)	Internal (mm)
Width	1260	1143
Depth	760	550
Height	2060	1420

- Double-glazed heated safety glass increases efficiency while reducing condensation
- Self-closing door with stay for easy stocking and hassle-free self service
- Temperature range: +2°C to +8°C

FF



GD1500LF



Flat Glass Door 1507L LED Display Fridges

Part No.	Capacity	Weight
3736247	1507L	209kg

	External (mm)	Internal (mm)
Width	1880	1755
Depth	760	550
Height	2060	1420

- Double-glazed heated safety glass increases efficiency while reducing condensation
- Self-closing door with stay for easy stocking and hassle-free self service
- Temperature range: +2°C to +8°C

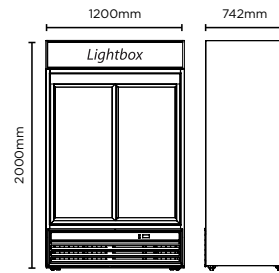
FF

Vertical Display & Storage

Upright Display Fridges



FF



GM0980LS LED



Sliding Glass Door 945L LED Display Fridge

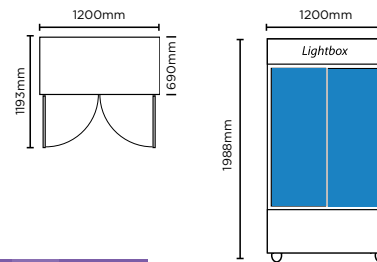
Part No.	Capacity	Weight
3735048	945L	210kg

	External (mm)	Internal (mm)
Width	1200	1090
Depth	742	572
Height	2000	1533

- High-impact LED lighting and customizable lightbox capture attention
- Double-glazed safety glass increases efficiency while reducing condensation
- Self-closing door for hassle-free self service
- Illuminated light box to highlight branding
- Temperature range: +1°C to +10°C



FF



GM1000LW ECO



Flat Glass Door 960L LED Eco Beverage Display Fridge

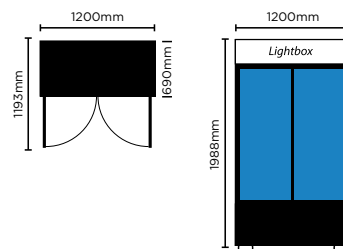
Part No.	Capacity	Weight
3736252	960L	177kg

	External (mm)	Internal (mm)
Width	1200	1090
Depth	690	545
Height	1998	1707

- Double-glazed heated safety glass increases efficiency while reducing condensation
- Adjustable shelving for flexibility in display configuration
- High-impact LED internal lighting
- Illuminated light box to highlight branding
- Temperature range: +1°C to +10°C



FF



GM1000LB ECO



Flat Glass Door 960L LED Eco Beverage Display Fridge

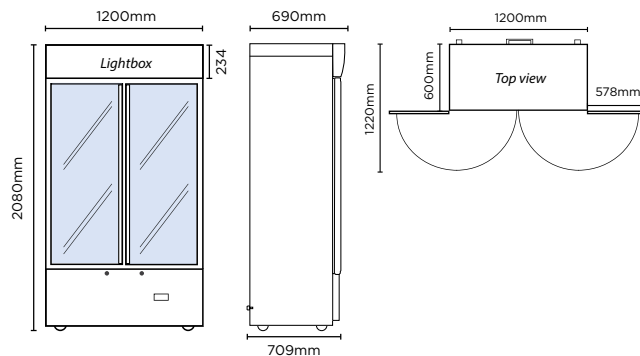
Part No.	Capacity	Weight
3736253	960L	177kg

	External (mm)	Internal (mm)
Width	1200	1090
Depth	690	545
Height	1998	1707

- Double-glazed heated safety glass increases efficiency while reducing condensation
- Adjustable shelving for flexibility in display configuration
- High-impact LED internal lighting
- Illuminated light box to highlight branding
- Temperature range: +1°C to +10°C

Vertical Display & Storage

Upright Display Fridges



GM1000LBCAS



Cassette Flat Glass Door 960L LED Display Fridge

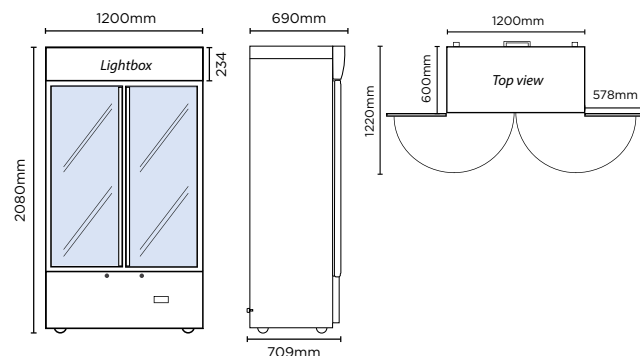
Part No. 3736251 **Capacity** 960L **Weight** 188kg

	External (mm)	Internal (mm)
Width	1200	1090
Depth	690	545
Height	2080	1465

- High-impact LED internal lighting on each side for perfect product presentation
- Heated air over door prevents condensation
- Fan forced for even temperature throughout the fridge
- Adjustable stabilising floor raisers
- Removable cassette refrigeration
- Temperature range: +2°C to +5°C



FF



GM1000LWCAS



Cassette Flat Glass Door 960L LED Display Fridge

Part No. 3736250 **Capacity** 960L **Weight** 188kg

	External (mm)	Internal (mm)
Width	1200	1090
Depth	690	545
Height	2080	1465

- High-impact LED internal lighting on each side for perfect product presentation
- Heated air over door prevents condensation
- Fan forced for even temperature throughout the fridge
- Adjustable stabilising floor raisers
- Aluminium door frame
- Temperature range: +2°C to +5°C



FF

Vertical Display & Storage



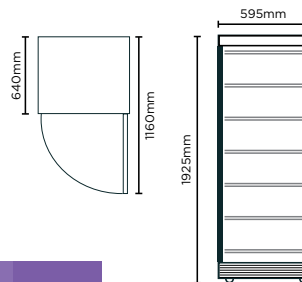
“

Whether you need refrigeration to store products or display your merchandise, there is a Bromic solution for you.

”

Vertical Display & Storage

Upright Storage Fridges



UC0374SDW

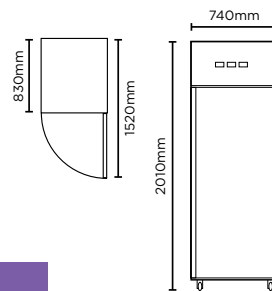


Solid Door 372L Storage Fridge

Part No.	Capacity	Weight
3735127	372L	88kg

	External (mm)	Internal (mm)
Width	595	505
Depth	640	462
Height	1925	1555

- Solid insulated coated steel door minimises heat ingress
- Reversible doors for complete flexibility
- Flexible storage with 6 adjustable shelves
- Temperature range: +1°C to +10°C



UC0650SD

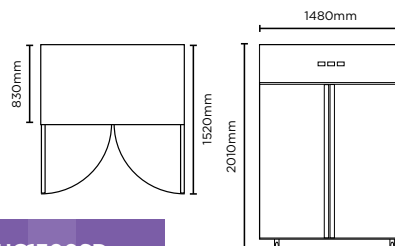


Gastronom Stainless Steel 650L Storage Fridge

Part No.	Capacity	Weight
3735161	650L	143kg

	External (mm)	Internal (mm)
Width	740	624
Depth	830	685
Height	2010	1390

- Front lockable castors make movement and placement easy.
- Self-closing door provides hassle-free operation and energy efficiency.
- Supplied with stainless steel rails and 5 shelves for use with 2/1 Gastronom trays
- Dixell digital controller for precise temperature maintenance
- Temperature range: +2°C to +8°C



UC1300SD



Gastronom Stainless Steel 1300L Storage Fridge

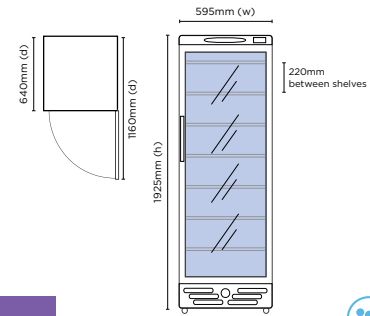
Part No.	Capacity	Weight
3735200	1300L	213kg

	External (mm)	Internal (mm)
Width	1480	1360
Depth	830	685
Height	2010	1390

- Front lockable castors make movement and placement easy
- Self-closing door provides hassle-free operation and energy efficiency
- Supplied with stainless steel rails and 10 shelves for use with 2/1 Gastronom trays
- Dixell digital controller for precise temperature maintenance
- Temperature range: +2°C to +8°C

Vertical Display & Storage

Upright Display Freezers



UF0374S LED

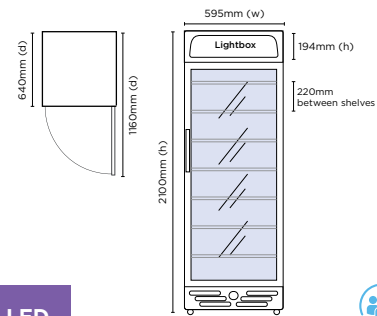
1 YEAR
EXTRA CARE
WARRANTY SERVICE

Flat Glass Door 300L LED Display Freezer

Part No.	Capacity	Weight
3736045	300L	102kg

- High-impact LED lighting maximises product visibility and captures attention
- Self-closing door for hassle-free self service
- Refrigeration integrated into all 6 fixed shelves for even cooling
- Temperature range: -19°C to -14°C

	External (mm)	Internal (mm)
Width	595	475
Depth	640	440
Height	1925	1550



UF0374LS LED

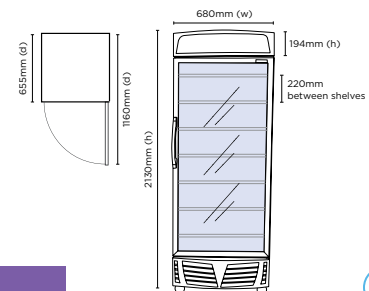
1 YEAR
EXTRA CARE
WARRANTY SERVICE

Flat Glass Door 300L LED Display Freezer

Part No.	Capacity	Weight
3736046	300L	106kg

- High-impact LED lighting and customizable lightbox capture attention
- Self-closing door for hassle-free self service
- Refrigeration integrated into all 6 fixed shelves for even cooling
- Temperature range: -19°C to -14°C

	External (mm)	Internal (mm)
Width	595	475
Depth	640	440
Height	2100	1550



UF0440LS LED

1 YEAR
EXTRA CARE
WARRANTY SERVICE

Flat Glass Door 440L LED Display Freezer

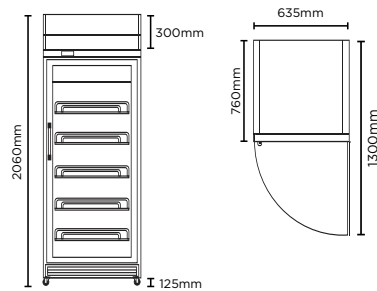
Part No.	Capacity	Weight
3736047	440L	123kg

- High-impact LED lighting and customizable lightbox capture attention
- Self-closing door for hassle-free self service
- Refrigeration integrated into all 6 fixed shelves for even cooling
- Temperature range: -19°C to -14°C

	External (mm)	Internal (mm)
Width	680	577
Depth	655	495
Height	2133	1510

Vertical Display & Storage

Upright Display Freezers



UF0500LF

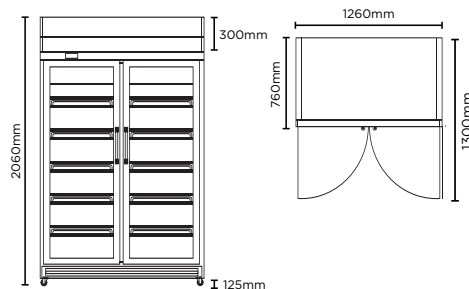
1 YEAR
EXTRA CARE
WARRANTY SERVICE

Flat Glass Door 444L LED Display Freezer

Part No.	Capacity	Weight
3736240	444L	113kg
External (mm)		Internal (mm)
Width	635	520
Depth	760	550
Height	2060	1420

- Fan-forced refrigeration system
- Triple-glazed heated safety glass increases efficiency while reducing condensation
- Self-closing door with stay for easy stocking and hassle-free self service
- Temperature range: -22°C to -18°C

FF



UF1000LF

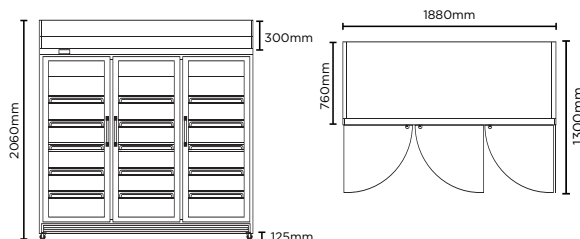
1 YEAR
EXTRA CARE
WARRANTY SERVICE

Flat Glass Door 976L LED Display Freezer

Part No.	Capacity	Weight
3736241	976L	199kg
External (mm)		Internal (mm)
Width	1260	1143
Depth	760	550
Height	2060	1420

- Fan-forced refrigeration system
- Triple-glazed heated safety glass increases efficiency while reducing condensation
- Self-closing door with stay for easy stocking and hassle-free self service
- Temperature range: -22°C to -18°C

FF



UF1500LF

1 YEAR
EXTRA CARE
WARRANTY SERVICE

Flat Glass Door 1507L LED Display Freezer

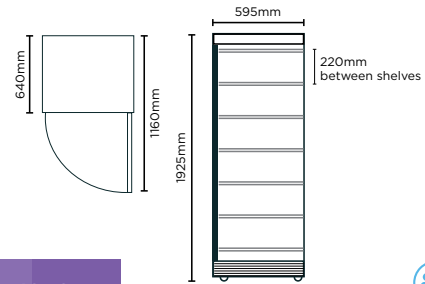
Part No.	Capacity	Weight
3736242	1507L	279kg
External (mm)		Internal (mm)
Width	1880	1755
Depth	760	550
Height	2060	1420

- Fan-forced refrigeration system
- Triple-glazed heated safety glass increases efficiency while reducing condensation
- Self-closing door with stay for easy stocking and hassle-free self service
- Temperature range: -22°C to -18°C

FF

Vertical Display & Storage

Upright Storage Freezers



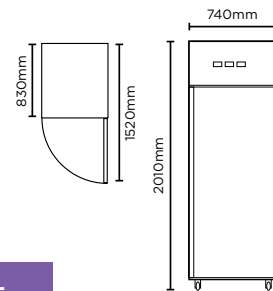
UF0374SDS

1 YEAR
EXTRA CARE
WARRANTY SERVICE

Solid Door 300L Storage Freezer

Part No.	Capacity	Weight
3735106	300L	79.5kg
External (mm)		Internal (mm)
Width	595	475
Depth	640	440
Height	1925	1550

- Lockable castors make movement and placement easy
- Solid insulated steel door minimises heat ingress
- Refrigeration integrated into all 6 fixed shelves for even cooling
- Temperature range: -19°C to -14°C



UF0650SDF

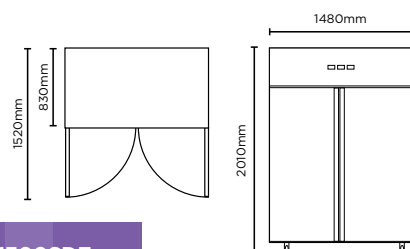
2 YEAR
EXTRA CARE
WARRANTY SERVICE

Gastronom Stainless Steel 650L Storage Freezer

Part No.	Capacity	Weight
3735203	650L	147kg
External (mm)		Internal (mm)
Width	740	624
Depth	830	685
Height	2010	1390

- Lockable castors make movement and placement easy
- Self-closing door provides hassle-free operation and energy efficiency
- Supplied with stainless steel rails and 5 shelves for use with 2/1 Gastronom trays
- Dixell digital controller for precise temperature maintenance
- Temperature range: -22°C to -18°C

FF



UF1300SDF

2 YEAR
EXTRA CARE
WARRANTY SERVICE

Gastronom Stainless Steel 1300L Storage Freezer

Part No.	Capacity	Weight
3735194	1300L	226kg
External (mm)		Internal (mm)
Width	1480	1360
Depth	830	685
Height	2010	1390

- Lockable castors make movement and placement easy
- Self-closing door provides hassle-free operation and energy efficiency
- Supplied with stainless steel rails and 10 shelves for use with 2/1 Gastronom trays
- Dixell digital controller for precise temperature maintenance
- Temperature range: -22°C to -18°C

FF

Vertical Display & Storage

Specification Reference Guide

Fridge

Freezer

Model	GM0220 LED	GM0300 LED	GM0374 LED	GM0374L LED	GM0374LB LED
Part Number	3736033	3736034	3736035	3736036	3736092
Ext. Width (mm)*	595	595	595	595	595
Ext. Depth (mm)*	640	640	640	640	640
Ext. Height (mm)*	1400	1725	1950	2100	2100
Capacity	215L	290L	372L	372L	372L
Temp. Range	+1 to +10°C	+1 to +10°C	+1 to +10°C	+1 to +10°C	+1 to +10°C
Max. Ambient Temp.	40°C	40°C	40°C	40°C	40°C
Rated Power	235W	290W	350W	370W	370W
Current	2.0A	2.0A	2.6A	2.7A	2.7A
Gross Weight	68kg	74kg	81kg	85kg	85kg
Refrigerant	R134a	R134a	R134a	R134a	R134a
Plug Supplied	1	1	1	1	1
Power Supply	10A	10A	10A	10A	10A
Features					
Fridge Case	✓	✓	✓	✓	✓
Freezer Case					
Display Light Box				✓	✓
Main Light	LED	LED	LED	LED	LED
Door Shape	Flat	Flat	Flat	Flat	Flat
Safety Glass	✓	✓	✓	✓	✓
Door Lock					
No. of Doors	1	1	1	1	1
Self-Closing Door	✓	✓	✓	✓	✓
Temp. Controller	Analogue	Analogue	Analogue	Analogue	Analogue
Castors	✓	✓	✓	✓	✓
No. of Shelves Incl. Base Per Door	4	5	6	6	6
Colour	White with Silver Trim	White with Silver Trim	White with Silver Trim	White with Silver Trim	White with Black Details
Warranty					
Parts (Years)	1	1	1	1	1
Labour (Years)	1	1	1	1	1

*Depth dimensions exclude lightbox & handle protrusions

Vertical Display & Storage

Fridge

Freezer

Specification Reference Guide

Model	GM0400LC LED	GM0440L LED	GM0690LW	GM0690LB	GM1000LBCAS	GM1000LWCAS
Part Number	3736037	3736038	3736219	3736222	3736251	3736250
Ext. Width (mm)*	595	680	780	780	1200	1200
Ext. Depth (mm)*	640	655	705	705	690	690
Ext. Height (mm)*	2100	2125	2185	2185	2080	2080
Capacity	380L	438L	659L	659L	960L	960L
Temp. Range	+1 to +10°C	+1 to +10°C	+1 to +5°C	+1 to +5°C	+2 to +5°C	+2 to +5°C
Max. Ambient Temp.	40°C	40°C	43°C	43°C	38°C	38°C
Rated Power	370W	390W	485W	485W	520W	520W
Current	2.7A	3.3A	3.8A	3.8A	2.3A	2.3A
Gross Weight	90kg	110kg	123kg	123kg	188kg	188kg
Refrigerant	R134a	R134a	R290a	R290a	R290	R290
Plug Supplied	1	1	1	1	1	1
Power Supply	10A	10A	10A	10A	10A	10A
Features						
Fridge Case	✓	✓	✓	✓	✓	✓
Freezer Case						
Display Light Box	✓	✓	✓	✓	✓	✓
Main Light	LED	LED	LED	LED	LED	LED
Door Shape	Curved	Flat	Flat	Flat	Flat	Flat
Safety Glass	✓	✓	✓	✓	✓	✓
Door Lock					✓	✓
No. of Doors	1	1	1	1	2	2
Self-Closing Door	✓	✓	✓	✓	✓	✓
Temp. Controller	Analogue	Analogue	Digital	Digital	Digital	Digital
Castors	✓	✓	✓	✓	✓	✓
No. of Shelves Incl. Base Per Door	6	6	6	6	6	6
Colour	White with Silver Trim	White with Stainless Steel Details	White	Black	Black	White
Warranty						
Parts (Years)	1	1	1	1	2	2
Labour (Years)	1	1	1	1	2	2

*Depth dimensions exclude lightbox & handle protrusions

Vertical Display & Storage

Specification Reference Guide

Fridge  Freezer 

Model	SPECIAL ORDER		SPECIAL ORDER			
	GM0300 RETRO	WC0400C LED	GM0690-VID	GD0500LF	GD1000LF	GD1500LF
Part Number	3736079	3735145	3736093	3736245	3736246	3736247
Ext. Width (mm)*	595	595	780	635	1260	1880
Ext. Depth (mm)*	610	640	705	760	760	760
Ext. Height (mm)*	1720	1840	2080	2060	2060	2060
Capacity	290L	372L	657L	444L	976L	1507L
Temp. Range	+1 to +10°C	+1 to +18°C	+1 to +10°C	+2 to +8°C	+2 to +8°C	+2 to +8°C
Max. Ambient Temp.	40°C	40°C	32°C	38°C	38°C	38°C
Rated Power	290W	270W	485W	740W	1000W	1132W
Current	2.0A	1.8A	3.8A	4.5A	5.6A	7.0A
Gross Weight	85kg	84kg	136kg	95kg	157kg	209kg
Refrigerant	R134a	R134a	R134a	R134a	R134a	R134a
Plug Supplied	1	1	1	1	1	1
Power Supply	10A	10A	10A	10A	10A	10A
Features						
Fridge Case	✓	✓	✓	✓	✓	✓
Freezer Case						
Display Light Box			✓	✓	✓	✓
Main Light	LED	LED	LED	LED	LED	LED
Door Shape	Flat	Curved	TV	Flat	Flat	Flat
Safety Glass	✓	✓	✓	✓	✓	✓
Door Lock				✓	✓	✓
No. of Doors	1	1	1	1	2	3
Self-Closing Door	✓	✓	✓	✓	✓	✓
Temp. Controller	Analogue	Analogue	Digital	Digital	Digital	Digital
Castors	✓	✓	✓	✓	✓	✓
No. of Shelves Incl. Base Per Door	5	6	5	6	6	6
Colour	Black/Custom	Silver	Custom	White with Stainless Steel Trim	White with Stainless Steel Trim	White with Stainless Steel Trim
Warranty						
Parts (Years)	1	1	1	1	1	1
Labour (Years)	1	1	1	1	1	1

*Depth dimensions exclude lightbox & handle protrusions

Vertical Display & Storage

Fridge

Freezer

Specification Reference Guide

Model	GM0980LS LED	GM1000LW ECO	GM1000LB ECO	UC0374SDW	UC0650SD	UC1300SD
Part Number	3735048	3736252	3736253	3735127	3735161	3735200
Ext. Width (mm)*	1200	1200	1200	595	740	1480
Ext. Depth (mm)*	742	690	690	640	830	830
Ext. Height (mm)*	2000	1998	1998	1925	2010	2010
Capacity	945L	960L	960L	372L	650L	1300L
Temp. Range	+1 to +10°C	+1 to +10°C	+1 to +10°C	+1 to +10°C	+2 to +8°C	+2 to +8°C
Max. Ambient Temp.	40°C	38°C	38°C	40°C	38°C	38°C
Rated Power	850W	650W	650W	350W	360W	520W
Current	5.8A	4A	4A	2.6A	2.2A	4.2A
Gross Weight	210kg	177kg	177kg	88kg	143kg	213kg
Refrigerant	R134a	R290	R290	R134a	R134a	R134a
Plug Supplied	1	1	1	1	1	1
Power Supply	10A	10A	10A	10A	10A	10A
Features						
Fridge Case	✓	✓	✓	✓	✓	✓
Freezer Case						
Display Light Box	✓	✓	✓			
Main Light	LED	LED	LED	Fluorescent	LED	LED
Door Shape	Flat	Flat	Flat	Flat	Flat	Flat
Safety Glass	✓	✓	✓			
Door Lock		✓	✓		✓	✓
No. of Doors	2	2	2	1	1	2
Self-Closing Door	✓	✓	✓	✓	✓	✓
Temp. Controller	Digital	Analogue	Analogue	Analogue	Digital	Digital
Castors		✓	✓	✓	✓	✓
No. of Shelves Incl. Base Per Door	5	5	5	7	6	6
Colour	Black	White	Black	White with Black Details	Stainless Steel	Stainless Steel
Warranty						
Parts (Years)	1	1	1	1	2	2
Labour (Years)	1	1	1	1	2	2

Vertical Display & Storage

Specification Reference Guide

Fridge

Freezer

Model	UF0374S LED	UF0374LS LED	UF0440LS LED	UF0500LF	UF1000LF
Part Number	3736045	3736046	3736047	3736240	3736241
Ext. Width (mm)*	595	595	680	635	1260
Ext. Depth (mm)*	620	620	655	760	760
Ext. Height (mm)*	1925	2100	2133	2060	2060
Capacity	300L	300L	440L	444L	976L
Temp. Range	-19 to -14°C	-19 to -14°C	-19 to -14°C	-22 to -18°C	-22 to -18°C
Max. Ambient Temp.	35°C	35°C	35°C	38°C	38°C
Rated Power	620W	635W	867W	1000W	1600W
Current	3.9A	4.1A	5.6A	4.7A	8A
Gross Weight	102kg	106kg	123kg	113kg	199kg
Refrigerant	R404a	R404a	R404a	R404a	R404a
Plug Supplied	1	1	1	1	1
Power Supply	10A	10A	10A	10A	10A
Features					
Fridge Case					
Freezer Case	✓	✓	✓	✓	✓
Display Light Box		✓	✓	✓	✓
Main Light	LED	LED	LED	LED	LED
Door Shape	Flat	Flat	Flat	Flat	Flat
Safety Glass	✓	✓	✓	✓	✓
Door Lock				✓	✓
No. of Doors	1	1	1	1	2
Self-Closing Door	✓	✓	✓	✓	✓
Temp. Controller	Analogue	Analogue	Analogue	Digital	Digital
Castors	✓	✓	✓	✓	✓
No. of Shelves Incl. Base Per Door	7	7	7	6	6
Colour	White with Silver Trim	White with Silver Trim	White with Silver Trim	White with Stainless Steel Trim	White with Stainless Steel Trim
Warranty					
Parts (Years)	1	1	1	1	1
Labour (Years)	1	1	1	1	1

Vertical Display & Storage

Fridge

Freezer

Specification Reference Guide

Model	UF1500LF	UF0374SDS	UF0650SDF	UF1300SDF
Part Number	3736242	3735106	3735203	3735194
Ext. Width (mm)*	1880	595	740	1480
Ext. Depth (mm)*	760	640	830	830
Ext. Height (mm)*	2060	1925	2010	2010
Capacity	1507L	300L	650L	1300L
Temp. Range	-22 to -18°C	-19 to -14°C	-22 to -18°C	-22 to -18°C
Max. Ambient Temp.	38°C	35°C	38°C	38°C
Rated Power	2000W	270W	640W	800W
Current	9A	2.4A	2.8A	4.8A
Gross Weight	279kg	79.5kg	147kg	226kg
Refrigerant	R404a	R404a	R404a	R404a
Plug Supplied	1	1	1	1
Power Supply	15A	10A	10A	10A
Features				
Fridge Case				
Freezer Case	✓	✓	✓	✓
Display Light Box	✓			
Main Light	LED	Fluorescent	LED	LED
Door Shape	Flat	Flat	Flat	Flat
Safety Glass	✓			
Door Lock	✓		✓	✓
No. of Doors	3	1	1	2
Self-Closing Door	✓	✓	✓	✓
Temp. Controller	Digital	Analogue	Digital	Digital
Castors	✓	✓	✓	✓
No. of Shelves Incl. Base Per Door	6	7	6	6
Colour	White with Stainless Steel Trim	White with Black Details	Stainless Steel	Stainless Steel
Warranty				
Parts (Years)	1	1	2	2
Labour (Years)	1	1	2	2

Additional shelf
extenders to prevent
products from
falling over

Designed specifically
for seamless under-
bench installation

Adjustable shelving
for flexibility in display
configuration

Side-mounted
refrigeration maximises
storage height and the
removable dust filter
simplifies maintenance
(selected models only)



Castors (front
lockable) make
movement and
placement easy

Curved internal
corners simplify
food-safe cleaning
(stainless range only)

Stainless steel
self-closing
doors minimise
temperature loss

High-impact LED
lighting maximises
product visibility and
captures attention

Precise Dixell
digital temperature
controller for
accurate temperature
maintenance

Bromic's Bar Fridges & Freezers have been designed specifically for installation under an industry-standard bench and are available in one to four-door configurations.

33. Back Bar Display Fridges

Bromic's Back Bar Fridges are the perfect freestanding refrigerated display solution for those seeking versatility and reliability.

High-impact LED lighting highlights products through this unit's hinged or sliding double-glazed safety glass doors while powerful fan-forced refrigeration enables rapid cooling.



35. Underbench Display & Storage Fridges & Freezers


Bromic's Fan-Forced Underbench Fridges and Freezers are premium performers, developed specifically to withstand heavy use in the hospitality industry and to slot seamlessly underneath a industry-standard bench.

Featuring powerful fan-forced cooling, these units are capable of storing sensitive stock, such as meat, dairy or fresh produce, alongside beverages while also utilising Gastronorm 1/1 sizing to offer versatility in high-volume applications.


Display Fridge:



Storage Fridge:



Storage Freezer:



38. Single Door Underbench Display & Storage Fridges & Freezers

Bromic's Single Door Underbench Fridges and Freezers offer versatile storage solutions across a wide temperature range.

This unit's insulated stainless steel structure and Dixell digital temperature controller allow the refrigeration system to reliably cool practically any product while achieving exceptional energy efficiency.


Display Fridge:



Storage Fridge:



Storage Freezer:



39. Specification Reference Guide

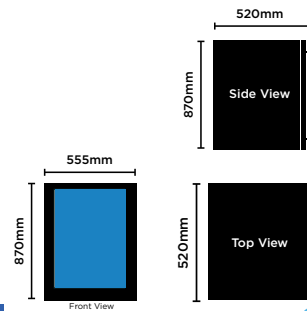
Bar Fridges & Freezers

Back Bar Glass Door Display Fridges (Hinged)



Handle
Top to
Bottom

Full length door handle:



BB0120GD-NR

1 YEAR
EXTRA CARE
WARRANTY SERVICE

Back Bar Glass Door Display Fridge 118L (Hinged)

Part No. Capacity Weight
3736070-1 118L 58kg

	External (mm)	Internal (mm)
Width	555	520
Depth	520	385
Height	870	820

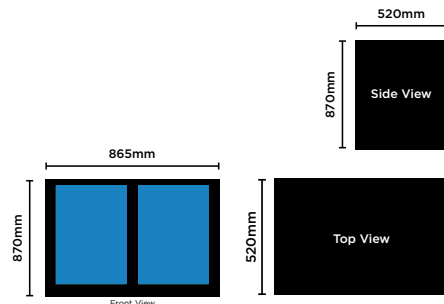
- High-impact LED lighting maximises product visibility
- Double-glazed safety glass increases efficiency while reducing condensation
- 2 adjustable shelves per door + base for optimal product display
- Temperature range: +1°C to +10°C
- Unit can be mounted high & door can still be opened
- Full length door handle
- Door cannot be reversed

FF

Green Cooling.



Handle
Top to
Bottom



BB0200GD-NR

1 YEAR
EXTRA CARE
WARRANTY SERVICE

Back Bar Glass Door Display Fridge 190L (Hinged)

Part No. Capacity Weight
3736071-1 190L 72kg

	External (mm)	Internal (mm)
Width	865	820
Depth	520	385
Height	870	820

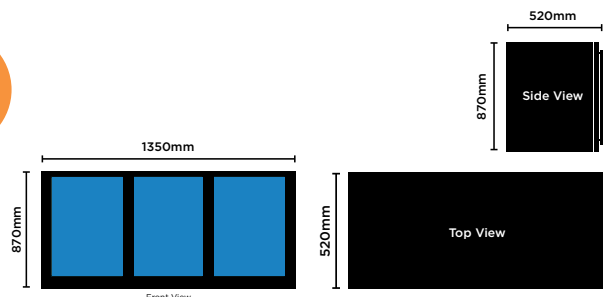
- High-impact LED lighting maximises product visibility
- Double-glazed safety glass increases efficiency while reducing condensation
- 2 adjustable shelves per door + base for optimal product display
- Temperature range: +1°C to +10°C
- Unit can be mounted high & door can still be opened

FF

Green Cooling.



Handle
Top to
Bottom



BB0330GD-NR

1 YEAR
EXTRA CARE
WARRANTY SERVICE

Back Bar Glass Door Display Fridge 307L (Hinged)

Part No. Capacity Weight
3736073-1 307L 90kg

	External (mm)	Internal (mm)
Width	1350	1270
Depth	520	385
Height	870	820

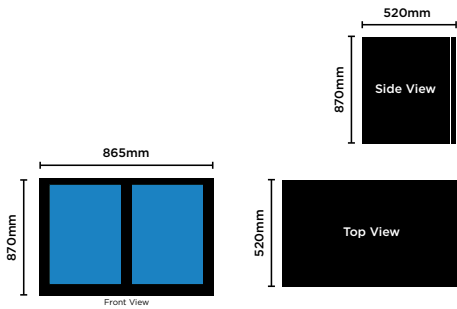
- High-impact LED lighting maximises product visibility
- Double-glazed safety glass increases efficiency while reducing condensation
- 2 adjustable shelves per door + base for optimal product display
- Temperature range: +1°C to +10°C
- Unit can be mounted high & door can still be opened

FF

Green Cooling.

Bar Fridges & Freezers

Back Bar Glass Door Storage Fridges (Sliding Door)



BB0200GDS-NR



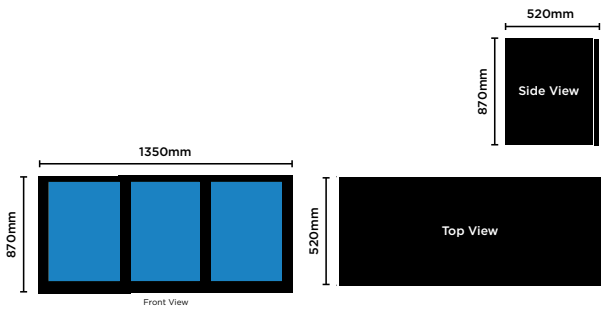
Back Bar Display Fridge 190L (Sliding Door)

Part No.	Capacity	Weight
3736072-1	190L	72kg

	External (mm)	Internal (mm)
Width	865	820
Depth	520	385
Height	870	820

- High-impact LED lighting maximises product visibility
- Double-glazed safety glass increases efficiency while reducing condensation
- 2 adjustable shelves per door + base for optimal product display
- Temperature range: +1°C to +10°C

FF



BB0330GDS-NR



Back Bar Display Fridge 307L (Sliding Door)

Part No.	Capacity	Weight
3736074-1	307L	90kg

	External (mm)	Internal (mm)
Width	1350	1270
Depth	520	385
Height	870	820

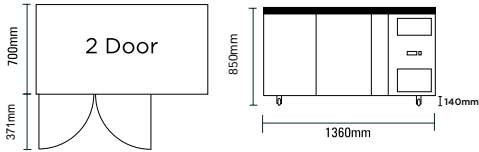
- High-impact LED lighting maximises product visibility
- Double-glazed safety glass increases efficiency while reducing condensation
- 2 adjustable shelves per door + base for optimal product display
- Temperature range: +1°C to +10°C

FF



Bar Fridges & Freezers

Underbench Glass Door Display Fridges



UBC1360GD



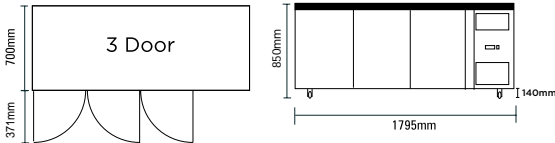
Underbench Glass Door Display Fridge 282L LED

Part No. 3735213 **Capacity** 282L **Weight** 122kg

	External (mm)	Internal (mm)
Width	1360	902
Depth	700	530
Height	850	589

- Powerful fan-forced refrigeration cools cabinet evenly and quickly
- Side-mount condenser for easy maintenance
- Narrow spaced wires and shelf extenders to prevent bottles from falling over the shelf
- Temperature range: +2°C to +8°C

FF



UBC1795GD



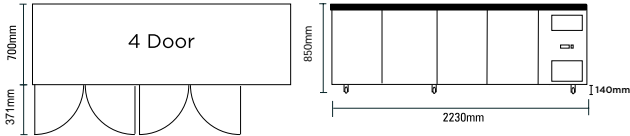
Underbench Glass Door Display Fridge 417L LED

Part No. 3735211 **Capacity** 417L **Weight** 151kg

	External (mm)	Internal (mm)
Width	1795	1337
Depth	700	530
Height	850	589

- Powerful fan-forced refrigeration cools cabinet evenly and quickly
- Side-mount condenser for easy maintenance
- Narrow spaced wires and shelf extenders to prevent bottles from falling over the shelf
- Temperature range: +2°C to +8°C

FF



UBC2230GD



Underbench Glass Door Display Fridge 553L LED

Part No. 3735212 **Capacity** 553L **Weight** 180kg

	External (mm)	Internal (mm)
Width	2230	1772
Depth	700	530
Height	850	589

- Powerful fan-forced refrigeration cools cabinet evenly and quickly
- Side-mount condenser for easy maintenance
- Narrow spaced wires and shelf extenders to prevent bottles from falling over the shelf
- Temperature range: +2°C to +8°C

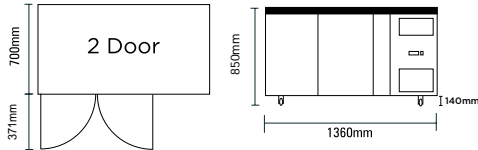
FF

Bar Fridges & Freezers

Underbench Storage Fridges



FF



UBC1360SD



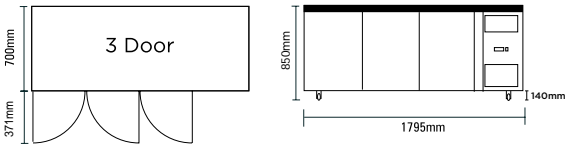
Underbench Storage Fridge 282L

Part No.	Capacity	Weight
3735204	282L	110kg
External (mm)		Internal (mm)
Width	1360	902
Depth	700	530
Height	850	589

- Powerful fan-forced refrigeration cools cabinet evenly and quickly
- Side-mount condenser for easy maintenance
- Narrow spaced wires and shelf extenders to prevent bottles from falling over the shelf
- Temperature range: +2°C to +8°C



FF



UBC1795SD



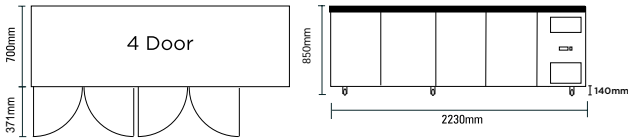
Underbench Storage Fridge 417L

Part No.	Capacity	Weight
3735206	417L	142kg
External (mm)		Internal (mm)
Width	1795	1337
Depth	700	530
Height	850	589

- Powerful fan-forced refrigeration cools cabinet evenly and quickly
- Side-mount condenser for easy maintenance
- Narrow spaced wires and shelf extenders to prevent bottles from falling over the shelf
- Temperature range: +2°C to +8°C



FF



UBC2230SD



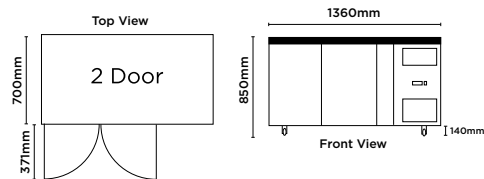
Underbench Storage Fridge 553L

Part No.	Capacity	Weight
3735209	553L	173kg
External (mm)		Internal (mm)
Width	2230	1772
Depth	700	530
Height	850	589

- Powerful fan-forced refrigeration cools cabinet evenly and quickly
- Side-mount condenser for easy maintenance
- Narrow spaced wires and shelf extenders to prevent bottles from falling over the shelf
- Temperature range: +2°C to +8°C

Bar Fridges & Freezers

Underbench Storage Freezers



UBF1360SD



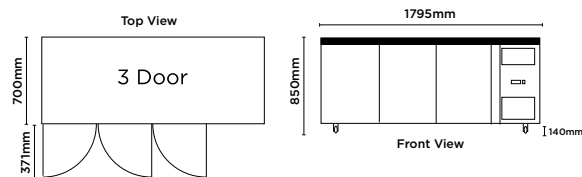
Underbench Storage Freezer 282L

Part No. Capacity Weight
3736230 282L 109kg

	External (mm)	Internal (mm)
Width	1360	902
Depth	700	530
Height	850	589

- Powerful fan-forced refrigeration cools cabinet evenly and quickly
- Side-mount condenser for easy maintenance
- Narrow spaced wires and shelf extenders to prevent bottles from falling over the shelf
- Temperature range: -22°C to -18°C

FF



UBF1795SD



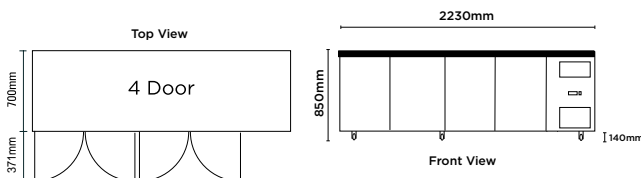
Underbench Storage Freezer 417L

Part No. Capacity Weight
3736231 417L 140kg

	External (mm)	Internal (mm)
Width	1795	1337
Depth	700	530
Height	850	589

- Powerful fan-forced refrigeration cools cabinet evenly and quickly
- Side-mount condenser for easy maintenance
- Narrow spaced wires and shelf extenders to prevent bottles from falling over the shelf
- Temperature range: -22°C to -18°C

FF



UBF2230SD



Underbench Storage Freezer 553L

Part No. Capacity Weight
3736232 553L 155kg

	External (mm)	Internal (mm)
Width	2230	1772
Depth	700	530
Height	850	589

- Powerful fan-forced refrigeration cools cabinet evenly and quickly
- Side-mount condenser for easy maintenance
- Narrow spaced wires and shelf extenders to prevent bottles from falling over the shelf
- Temperature range: -22°C to -18°C

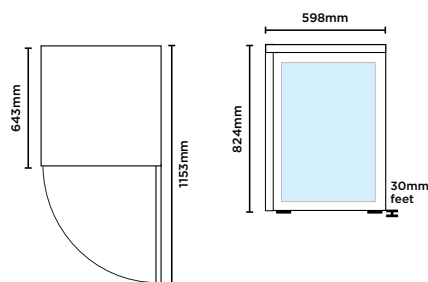
FF

Bar Fridges & Freezers

Underbench Single Door Fridges & Freezer



Full
Stainless
Steel
Exterior



UBC0140GD-NR

1 YEAR
EXTRA CARE
WARRANTY SERVICE

Underbench Display Chiller 138L

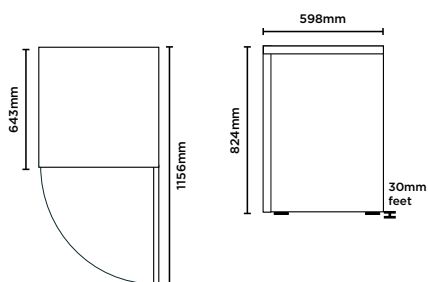
Part No. 3736255 Capacity 138L Weight 45kg

	External (mm)	Internal (mm)
Width	598	490
Depth	643	400
Height	824	680

- Easily stackable with other Bromic single door units
- Reversible hinge for flexible installation options
- Door lock to secure stock
- Adjustable 30mm feet and back rollers
- 3 adjustable shelves + base
- Stainless steel top and door frame
- Temperature range: +1°C to +10°C



Full
Stainless
Steel
Exterior



UBC0140SD-NR

1 YEAR
EXTRA CARE
WARRANTY SERVICE

Underbench Storage Fridge 138L

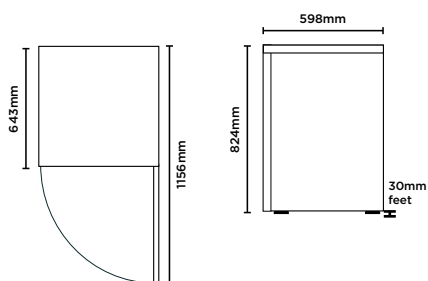
Part No. 3736254 Capacity 138L Weight 36kg

	External (mm)	Internal (mm)
Width	598	490
Depth	643	400
Height	824	680

- Easily stackable with other Bromic single door units
- Reversible hinge for flexible installation options
- Door lock to secure stock
- Adjustable 30mm feet and back rollers
- 3 adjustable shelves
- Stainless steel top and door frame
- Temperature range: +1°C to +10°C



Full
Stainless
Steel
Exterior



UBF0140SD-NR

1 YEAR
EXTRA CARE
WARRANTY SERVICE

Underbench Storage Freezer 115L

Part No. 3736256 Capacity 115L Weight 38kg

	External (mm)	Internal (mm)
Width	598	490
Depth	643	400
Height	824	680

- Easily stackable with other Bromic single door units
- Reversible hinge for flexible installation options
- Door lock to secure stock
- Adjustable 30mm feet and back rollers
- 3 baskets with static cooling inbetween
- Stainless steel top and door frame
- Temperature range: -24°C to -16°C

Green
Cooling®



Bar Fridges & Freezers

Specification Reference Guide

Fridge

Freezer

Model	BB0120GD-NR	BB0200GD-NR	BB0330GD-NR	BB0200GDS-NR	BB0330GDS-NR
Part Number	3736070-1	3736071-1	3736073-1	3736072-1	3736074-1
Ext. Width (mm)*	555	865	1350	865	1350
Ext. Depth (mm)*	520	520	520	520	520
Ext. Height (mm)*	870	870	870	870	870
Capacity	118L	190L	307L	190L	307L
Temp. Range	+1 to +10°C	+1 to +10°C	+1 to +10°C	+1 to +10°C	+1 to +10°C
Max. Ambient Temp.	38°C	38°C	38°C	38°C	38°C
Rated Power	182W	213W	408W	213W	408W
Current	0.95A	1.2A	2.1A	1.2A	2.1A
Gross Weight	58kg	72kg	90kg	72kg	90kg
Refrigerant	R600	R600	R600	R600	R600
Plug Supplied	1	1	1	1	1
Power Supply	10A	10A	10A	10A	10A
Features					
Chiller Case	✓	✓	✓	✓	✓
Freezer Case					
Main Light	LED	LED	LED	LED	LED
Number of Doors	1	2	3	2	3
Door Type	Hinged	Hinged	Hinged	Sliding	Sliding
Safety Glass	✓	✓	✓	✓	✓
Door Lock	✓	✓	✓	✓	✓
Temp. Controller	Digital	Digital	Digital	Digital	Digital
Feet / Castors	✓	✓	✓	✓	✓
No. of Shelves Incl. Base	3	3	3	3	3
Shelves with Narrow Spaced Wires	✓	✓	✓	✓	✓
Colour	Black	Black	Black	Black	Black
Warranty					
Parts (Years)	1	1	1	1	1
Labour (Years)	1	1	1	1	1

*Dimensions exclude lightbox & handle protrusions

Bar Fridges & Freezers

Fridge

Freezer

Specification Reference Guide




Model	UBC1360GD	UBC1795GD	UBC2230GD	UBC1360SD	UBC1795SD	UBC2230SD
Part Number	3735213	3735211	3735212	3735204	3735206	3735209
Ext. Width (mm)*	1360	1795	2230	1360	1795	2230
Ext. Depth (mm)*	700	700	700	700	700	700
Ext. Height (mm)*	850	850	850	850	850	850
Capacity	282L	417L	553L	282L	417L	553L
Temp. Range	+2 to +8°C	+2 to +8°C	+2 to +8°C	+2 to +8°C	+2 to +8°C	+2 to +8°C
Max. Ambient Temp.	32°C	32°C	32°C	38°C	38°C	38°C
Rated Power	245W	245W	345W	245W	245W	345W
Current	2.2A	2.5A	2.8A	2.2A	2.5A	2.8A
Gross Weight	122kg	151kg	180kg	110kg	142kg	173kg
Refrigerant	R134a	R134a	R134a	R134a	R134a	R134a
Plug Supplied	1	1	1	1	1	1
Power Supply	10A	10A	10A	10A	10A	10A
Features						
Chiller Case	✓	✓	✓	✓	✓	✓
Freezer Case						
Main Light	LED	LED	LED			
Number of Doors	2	3	4	2	3	4
Door Type	Hinged	Hinged	Hinged	Hinged	Hinged	Hinged
Safety Glass	✓	✓	✓			
Door Lock						
Temp. Controller	Digital	Digital	Digital	Digital	Digital	Digital
Feet / Castors	✓	✓	✓	✓	✓	✓
No. of Shelves Incl. Base	3x2	3x3	3x4	3x2	3x3	3x4
Shelves with Narrow Spaced Wires	✓	✓	✓	✓	✓	✓
Colour	Stainless Steel	Stainless Steel	Stainless Steel	Stainless Steel	Stainless Steel	Stainless Steel
Warranty						
Parts (Years)	2	2	2	2	2	2
Labour (Years)	2	2	2	2	2	2

*Dimensions exclude lightbox & handle protrusions

Bar Fridges & Freezers

Specification Reference Guide

Fridge  Freezer 

Model	UBF1360SD	UBF1795SD	UBF2230SD
			
Part Number	3736230	3736231	3736232
Ext. Width (mm)*	1360	1795	2230
Ext. Depth (mm)*	700	700	700
Ext. Height (mm)*	850	850	850
Capacity	282L	417L	553L
Temp. Range	-22 to -18°C	-22 to -18°C	-22 to -18°C
Max. Ambient Temp.	32°C	32°C	32°C
Rated Power	774W	774W	774W
Current	3.8A	3.8A	3.8A
Gross Weight	109kg	140kg	155kg
Refrigerant	R404a	R404a	R404a
Plug Supplied	1	1	1
Power Supply	10A	10A	10A
Features			
Chiller Case			
Freezer Case	✓	✓	✓
Main Light			
Number of Doors	2	3	4
Door Type	Hinged	Hinged	Hinged
Safety Glass			
Door Lock			
Temp. Controller	Digital	Digital	Digital
Feet / Castors	✓	✓	✓
No. of Shelves Incl. Base	3 x 2	3 x 3	3 x 4
Shelves with Narrow Spaced Wires	✓	✓	✓
Colour	Stainless Steel	Stainless Steel	Stainless Steel
Warranty			
Parts (Years)	2	2	2
Labour (Years)	2	2	2

*Dimensions exclude lightbox & handle protrusions
These units are classified as storage cabinets and designed for holding foodstuffs which require some preparation or processing before sale

Bar Fridges & Freezers

Fridge



Freezer



Specification Reference Guide

Model	UBC0140GD-NR	UBC0140SD-NR	UBF0140SD-NR
Part Number	3736255	3736254	3736256
Ext. Width (mm)*	598	598	598
Ext. Depth (mm)*	643	643	643
Ext. Height (mm)*	824	824	824
Capacity	138L	138L	115L
Temp. Range	+1 to +10°C	+1 to +10°C	-24 to -16°C
Max. Ambient Temp.	32°C	32°C	32°C
Rated Power	100W	100W	100W
Current	1.2A	1.2A	1.2A
Gross Weight	45kg	36kg	38kg
Refrigerant	R600a	R600a	R600a
Plug Supplied	1	1	1
Power Supply	10A	10A	10A
Features			
Chiller Case	✓	✓	
Freezer Case			✓
Main Light	LED		
Number of Doors	1	1	1
Door Type	Hinged (S/Steel)	Hinged (S/Steel)	Hinged (S/Steel)
Safety Glass	✓		
Door Lock	✓	✓	✓
Temp. Controller	Digital	Digital	Digital
Feet / Castors	✓	✓	✓
No. of Shelves Incl. Base	4	4	3 Baskets
Shelves with Narrow Spaced Wires	✓	✓	
Colour	Stainless Steel	Stainless Steel	Stainless Steel
Warranty			
Parts (Years)	1	1	1
Labour (Years)	1	1	1

*Dimensions exclude lightbox & handle protrusions

These units are classified as storage cabinets and designed for holding foodstuffs which require some preparation or processing before sale



Tempered glass or stainless steel lid offer storage and display flexibility

High load limit maximises storage

Perfect seal for energy efficiency

Integrated lock and key secures merchandise

Fully populated with durable PVC-coated storage baskets (glass top only)

Quick-drain plug simplifies defrost and cleaning

Castors make movement & placement easy

2m lead and 10A plug included for simple plug-in installation

Corrosion-resistant construction provides longevity

Digital temperature display enables quick quality control

Bromic's European-built Chest Freezers offer a reliable and economical freezer solution. Available with lid options to suit various applications, such as display, storage, or for an additional workspace.

45. Angled Glass Top Chest Freezer

Bromic's Angled Glass Top Chest Freezers prioritise product visibility by tilting its curved glass top towards customers.

These units feature easy-clean condensers and double glazed glass lids to keep condensation to a minimum in the harshest Australian conditions.



46. Flat Glass Top Chest Freezer

Bromic's Flat Top Chest Freezers offer versatility in frozen storage and retail display across a wide capacity range (191L-670L).

Supplied completely populated with PVC-coated storage baskets, these units feature easy-clean condensers and double glazed glass lids to keep condensation to a minimum in the harshest Australian conditions.



47. Flat Stainless Steel Top Chest Freezer

Bromic's Flat Stainless Steel Top Chest Freezers are designed to provide a workspace and deep-freeze storage solution all-in-one.

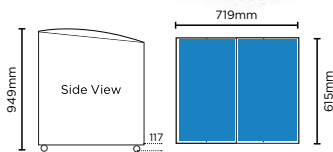
Suitable for storing fresh produce, such as meat or vegetables, for long periods at as low as -25°C, even when in ambient temperatures as high as 35°C. These units are perfect for maximising bench space while minimising wastage.



48. Specification Reference Guide

Chest Freezers

Display Chest Freezers

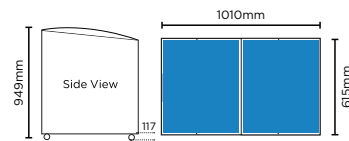


CF0200ATCG



Angled Glass Top 176L Chest Freezer

Part No.	Capacity	Weight	
3735301	176L	57kg	<ul style="list-style-type: none"> Smooth curved sliding glass lids in aluminium top frame with integrated lock Lockable front castors make movement and placement easy 2 display baskets included Temperature range: -22°C to -12°C
	External (mm)	Internal (mm)	
Width	719	600	
Depth	615	495	
Height	949	708	

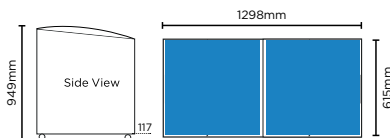


CF0300ATCG



Angled Glass Top 264L Chest Freezer

Part No.	Capacity	Weight	
3735302	264L	70kg	<ul style="list-style-type: none"> Smooth curved sliding glass lids in aluminium top frame with integrated lock Lockable front castors make movement and placement easy 4 display baskets included Temperature range: -22°C to -12°C
	External (mm)	Internal (mm)	
Width	1010	890	
Depth	615	495	
Height	949	708	

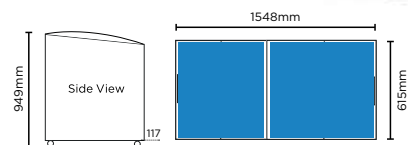


CF0400ATCG



Angled Glass Top 352L Chest Freezer

Part No.	Capacity	Weight	
3735303	352L	81kg	<ul style="list-style-type: none"> Smooth curved sliding glass lids in aluminium top frame with integrated lock Lockable front castors make movement and placement easy 5 display baskets included Temperature range: -22°C to -12°C Capacity is 352L
	External (mm)	Internal (mm)	
Width	1298	1180	
Depth	615	495	
Height	949	708	



CF0500ATCG

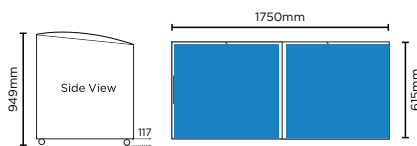


Angled Glass Top 427L Chest Freezer

Part No.	Capacity	Weight	
3736203	427L	96kg	<ul style="list-style-type: none"> Smooth curved sliding glass lids in aluminium top frame with integrated lock Lockable front castors make movement and placement easy 6 display baskets included Temperature range: -22°C to -12°C
	External (mm)	Internal (mm)	
Width	1548	1430	
Depth	615	495	
Height	949	708	

Chest Freezers

Display Chest Freezers

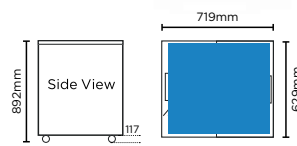


CF0600ATCG



Angled Glass Top 555L Chest Freezer

Part No.	Capacity	Weight	
3736204	555L	114kg	<ul style="list-style-type: none"> Smooth curved sliding glass lids in aluminium top frame with integrated lock Lockable front castors make movement and placement easy 6 display baskets included Temperature range: -22°C to -12°C
	External (mm)	Internal (mm)	
Width	1750	1630	
Depth	615	495	
Height	949	708	

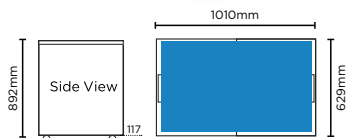


CF0200FTFG



Flat Glass Top 191L Chest Freezer

Part No.	Capacity	Weight	
3735308	191L	58kg	<ul style="list-style-type: none"> Smooth sliding glass lids in aluminium top frame with integrated lock Lockable front castors make movement and placement easy 2 display baskets included Temperature range: -22°C to -12°C
	External (mm)	Internal (mm)	
Width	719	600	
Depth	629	510	
Height	892	663	

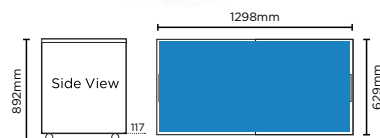


CF0300FTFG



Flat Glass Top 296L Chest Freezer

Part No.	Capacity	Weight	
3735309	296L	70kg	<ul style="list-style-type: none"> Smooth sliding glass lids in aluminium top frame with integrated lock Lockable front castors make movement and placement easy 4 display baskets included Temperature range: -22°C to -12°C
	External (mm)	Internal (mm)	
Width	1010	890	
Depth	629	510	
Height	892	663	



CF0400FTFG

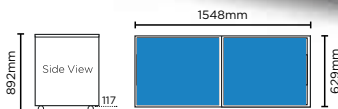


Flat Glass Top 401L Chest Freezer

Part No.	Capacity	Weight	
3735310	401L	80kg	<ul style="list-style-type: none"> Smooth sliding glass lids on aluminium top frame with integrated lock Lockable front castors make movement and placement easy 5 display baskets included Temperature range: -22°C to -12°C
	External (mm)	Internal (mm)	
Width	1298	1180	
Depth	629	510	
Height	892	663	

Chest Freezers

Display & Storage Chest Freezers



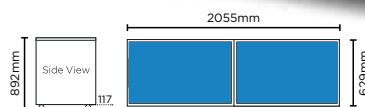
CF0500FTFG

Flat Glass Top 491L Chest Freezer

Part No.	Capacity	Weight
3735304	491L	101kg

	External (mm)	Internal (mm)
Width	1548	1430
Depth	629	510
Height	892	663

- Smooth sliding glass lids on aluminium top frame with integrated lock
- Lockable front castors make movement and placement easy
- 6 display baskets included
- Temperature range: -22°C to -12°C



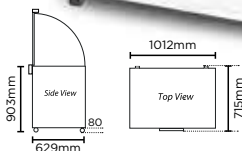
CF0700FTFG

Flat Glass Top 670L Chest Freezer

Part No.	Capacity	Weight
3735305	670L	120kg

	External (mm)	Internal (mm)
Width	2055	1930
Depth	629	510
Height	892	663

- Smooth sliding glass lids on aluminium top frame with integrated lock
- Lockable front castors make movement and placement easy
- 8 display baskets included
- Temperature range: -22°C to -12°C



Stainless Steel Lid

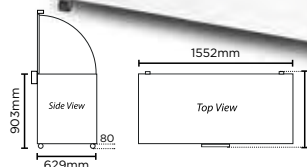
CF0300FTSS

Flat Top Stainless Steel 296L Chest Freezer

Part No.	Capacity	Weight
3735312	296L	65kg

	External (mm)	Internal (mm)
Width	1012	890
Depth	715	510
Height	903	682

- Ideal deep-freeze storage solution
- Easy-lift, 80mm dual-hinged stainless steel lids with integrated lock
- Lockable front castors make movement and placement easy
- 1 storage basket included
- Temperature range: -25°C to -15°C



Stainless Steel Lid

CF0500FTSS

Flat Top Stainless Steel 492L Chest Freezer

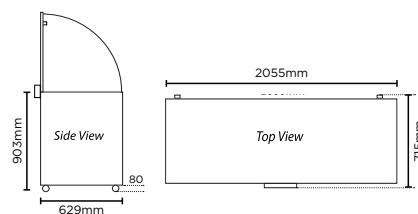
Part No.	Capacity	Weight
3735307	492L	94kg

	External (mm)	Internal (mm)
Width	1552	1430
Depth	715	510
Height	903	682

- Ideal deep-freeze storage solution
- Easy-lift, 80mm dual-hinged stainless steel lids with integrated lock
- Lockable front castors make movement and placement easy
- 2 storage baskets included
- Temperature range: -25°C to -15°C



Stainless Steel Lid



CF0700FTSS

Flat Top Stainless Steel 675L Chest Freezer

Part No.	Capacity	Weight
3735306	675L	119kg





	External (mm)	Internal (mm)
Width	2055	1935
Depth	715	510
Height	903	682

- Ideal deep-freeze storage solution
- Easy-lift, 80mm dual-hinged stainless steel lids with integrated lock
- Lockable front castors make movement and placement easy
- 3 storage baskets included
- Temperature range: -25°C to -15°C



Chest Freezers

Specification Reference Guide

Model	CF0200ATCG 	CF0300ATCG 	CF0400ATCG 	CF0500ATCG 
Part Number	3735301	3735302	3735303	3736203
Ext. Width (mm)*	719	1010	1298	1548
Ext. Depth (mm)*	615	615	615	615
Ext. Height (mm)*	949	949	949	949
Capacity	176L	264L	352L	427L
Temp. Range	-22 to -12°C	-22 to -12°C	-22 to -12°C	-22 to -12°C
Max. Ambient Temp.	35°C	35°C	35°C	35°C
Rated Power	190W	220W	300W	400W
Current	1.5A	1.9A	2.3A	2.6A
Gross Weight	57kg	70kg	81kg	96kg
Refrigerant	R404a	R404a	R404a	R404a
Plug Supplied	1	1	1	1
Power Supply	10A	10A	10A	10A
Features				
Main Light				
No. of Lids	2	2	2	2
Lid Type	Slide	Slide	Slide	Slide
Lid Shape	Curved	Curved	Curved	Curved
Safety Glass Lid	✓	✓	✓	✓
Stainless Steel Lid				
Door Lock	✓	✓	✓	✓
Temp. Display	LCD	LCD	LCD	LCD
Lockable Front Castors	✓	✓	✓	✓
No. of Baskets	2	4	5	6
Colour	White	White	White	White
Warranty				
Parts (Years)	2	2	2	2
Labour (Years)	2	2	2	2

*Dimensions exclude handle protrusions





Chest Freezers


Display & Storage Chest Freezers

Model	CF0600ATCG	CF0200FTFG	CF0300FTFG	CF0400FTFG	CF0500FTFG
Part Number	3736204	3735308	3735309	3735310	3735304
Ext. Width (mm)*	1750	719	1010	1298	1548
Ext. Depth (mm)*	615	629	629	629	629
Ext. Height (mm)*	949	892	892	892	892
Capacity	555L	191L	296L	401L	491L
Temp. Range	-22 to -12°C	-22 to -12°C	-22 to -12°C	-22 to -12°C	-22 to -12°C
Max. Ambient Temp.	35°C	35°C	35°C	35°C	35°C
Rated Power	420W	190W	220W	300W	400W
Current	2.75A	1.5A	1.9A	2.3A	2.6A
Gross Weight	114kg	58kg	70kg	80kg	101kg
Refrigerant	R404a	R404a	R404a	R404a	R404a
Plug Supplied	1	1	1	1	1
Power Supply	10A	10A	10A	10A	10A
Features					
Main Light					
No. of Lids	2	2	2	2	2
Lid Type	Slide	Slide	Slide	Slide	Slide
Lid Shape	Curved	Flat	Flat	Flat	Flat
Safety Glass Lid	✓	✓	✓	✓	✓
Stainless Steel Lid					
Door Lock	✓	✓	✓	✓	✓
Temp. Display	LCD	LCD	LCD	LCD	LCD
Lockable Front Castors	✓	✓	✓	✓	✓
No. of Baskets	6	2	4	5	6
Colour	White	White	White	White	White
Warranty					
Parts (Years)	2	2	2	2	2
Labour (Years)	2	2	2	2	2

Chest Freezers

Specification Reference Guide

Model	CF0700FTFG	CF0300FTSS	CF0500FTSS	CF0700FTSS
				
Part Number	3735305	3735312	3735307	3735306
Ext. Width (mm)*	2055	1012	1552	2055
Ext. Depth (mm)*	629	715	715	715
Ext. Height (mm)*	892	903	903	903
Capacity	670L	296L	492L	675L
Temp. Range	-22 to -12°C	-25 to -15°C	-25 to -15°C	-25 to -15°C
Max. Ambient Temp.	35°C	35°C	35°C	35°C
Rated Power	440W	175W	400W	425W
Current	2.9A	1.2A	2.6A	2.9A
Gross Weight	120kg	65kg	94kg	119kg
Refrigerant	R404a	R404a	R404a	R404a
Plug Supplied	1	1	1	1
Power Supply	10A	10A	10A	10A
Features				
Main Light		✓	✓	
No. of Lids	2	1	1	1
Lid Type	Slide	Hinged	Hinged	Hinged
Lid Shape	Flat	Flat	Flat	Flat
Safety Glass Lid	✓			
Stainless Steel Lid		✓	✓	✓
Door Lock	✓	✓	✓	✓
Temp. Display	LCD	LCD	LCD	LCD
Lockable Front Castors	✓	✓	✓	✓
No. of Baskets	8	1	2	3
Colour	White	White	White	White
Warranty				
Parts (Years)	2	2	2	2
Labour (Years)	2	2	2	2



Plastic bumpers provide protection from accidental damage

Curved corners to maximise visual appeal from all angles

Curved glass front increases product visibility

Fully populated with durable, PVC-coated storage baskets and bases

Built-in door rollers ensure continuous, non-stick sliding

Semi-automatic defrost with heated internal walls and hot gas evaporation allows continuous operation

High-impact lighting for perfect product presentation

Plug-in design offers flexible unit placement and simplifies installation

Corrosion-resistant construction provides longevity

Digital temperature control allows precise temperature maintenance

Roll-bond condenser for simplified cleaning and reduced heat emission

BRÖMIC
iarp



Bromic's IRENE Island Freezers provide the perfect plug-in frozen display solution, creating seamless island displays that emit minimal heat and feature semi-automatic defrost functionality.

53. Irene ECO Supermarket Freezer

Bromic's Irene ECO Supermarket Freezers have been researched and developed in-house in conjunction with internationally-acclaimed manufacturer IARP to create the perfect standalone frozen display solution.

Eliminating expensive installation, these exceptionally-built self-contained units combine to create impressive island or wall displays that are simply powered using 10A plugs.



Optional Extras

Bromic Irene ECO Panel Kit

Bromic's Irene ECO Panel Kits enable seamless connection of multiple units to create a single island display, filling gaps at the top (35160130003) and sides (35160130001) while retaining necessary airflow.

54. Specification Reference Guide

PROFESSIONAL RANGE

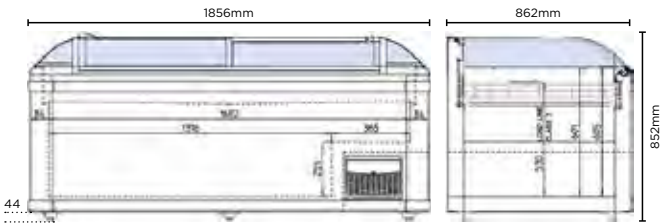
Island Configuration:



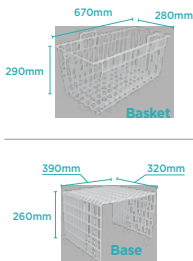
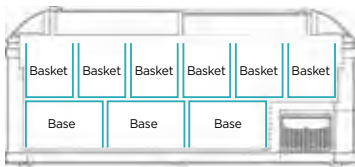
Accessories	TOP PANEL KIT EXT 250 IRENE	SIDE PANEL KIT
Part Number	35160130003	35160130001
Description	Flat top panel 250 mm kit Extension 400mm (2 x Panel Supports + 1 x Top Panel) for IRENE ECO 250	Flat Side panel for IRENE ECO 250

Island Freezers

PROFESSIONAL RANGE



Base & Basket Layout



IRENE ECO 185

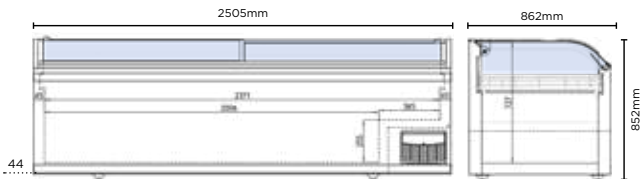
SPECIAL ORDER



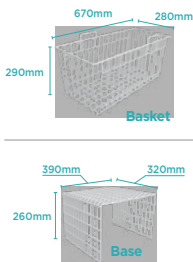
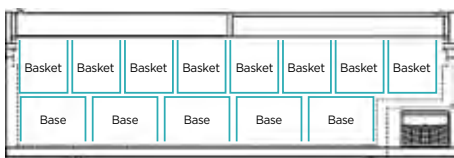
Irene ECO 1856mm Island Freezer End Cabinet

Part No.	Capacity	Weight
3735319	805/525L	161kg
	External (mm)	Internal (mm)
Width	1856	1682
Depth	862	702
Height	852	753

- Curved double-glazed lid offers exceptional product visibility for children and adults alike
- Roll-bond condenser simplifies cleaning, reduces heat emission and saves space
- Temperature range: -25°C to -18°C



Base & Basket Layout



IRENE ECO 250

SPECIAL ORDER



Irene ECO 2505mm Island Freezer

Part No.	Capacity	Weight
3735317	1155/815L	202kg
	External (mm)	Internal (mm)
Width	2505	2371
Depth	862	702
Height	852	753

- Curved double-glazed lid offers exceptional product visibility for children and adults alike
- Roll-bond condenser simplifies cleaning, reduces heat emission and saves space
- Temperature range: -25°C to -18°C

Island Freezers

Specification Reference Guide

Model	SPECIAL ORDER	SPECIAL ORDER
	IRENE ECO 185 ISLE END CABINET	IRENE ECO 250
Part Number	3735319	3735317
Ext. Width (mm)*	1856	2505
Ext. Depth (mm)*	862	862
Ext. Height (mm)*	852	852
Capacity	805 / 525L	1155 / 815L
Temp. Range	-25 to -18°C	-25 to -18°C
Max. Ambient Temp.	25°C	25°C
Rated Power	450W	520W
Current	3.5A	3.5A
Gross Weight	161kg	202kg
Refrigerant	R290	R290
Plugs Supplied	2	2
Power Supply	10A	10A
Features		
Total Display Area	1.3 m ²	1.7 m ²
Main Light	Fluorescent	Fluorescent
Number of Lids	2	2
Lid Type	Slide	Slide
Lid Shape	Curved	Curved
Glazed Safety Glass	✓	✓
Digital Temp. Controller	✓	✓
Feet	✓	✓
No. of Baskets Incl.	6	8
No. of Bases Incl.	3	5
Defrosting System	Semi-Automatic	Semi-Automatic
Roll-Bond Condensor	✓	✓
Colour	White	White
Warranty		
Parts (Years)	1	1
Labour (Years)	1	1

Bromic does not warrant that Island Freezer units will work in areas where the Maximum Ambient Temperature & Relative Humidity are higher than 25°C / Max. humidity 60%. Warranty will be voided if unit is used outside these requirements. Units are required to be working in Airconditioned environments only.

*Dimensions exclude handle protrusions. Ventilation strips are recommended when positioning multiple units. We recommend you contact Bromic when considering multiple unit configurations to achieve optimum efficiency in positioning and configuration.

Toughened glass canopy offers greater visibility while maintaining hygiene

Electronic controller maintains correct temperature

Modular profile allows for single row of 5L tubs or double rows of 2.5L tubs (excluding GD0007S)

High-impact LED lighting for perfect product presentation

Automatic defrost with hot gas evaporation eliminates downtime (excluding GD0007S)

Castors make movement & placement easy

Additional internal storage for seamless tub interchange during service

Maintenance free, spiral type condensor for convenience (excluding GD0007S)



Bromic's Gelato Display range offers premium standalone storage and display solutions that are perfect for preserving frozen treats at their ideal serving and storage temperatures.

57. Chest Freezer Display

Bromic's Chest Freezer Gelato Display offers an entry-level unit with the versatility to operate as a chest freezer when not tempting customers with frozen treats.

Featuring a sliding glass lid, curved canopy and distinctive styling, this unit excels in attention-grabbing, front-of-house display.



57. Delight Gelato Display

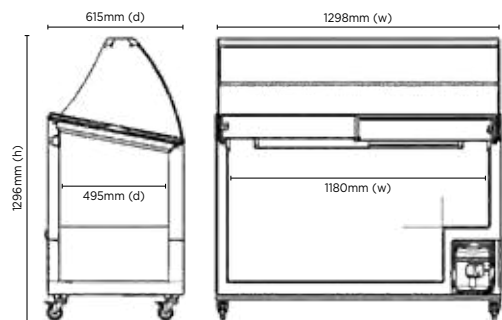
Bromic's Delight Gelato Displays have been developed in conjunction with internationally-acclaimed manufacturer IARP to offer the ultimate standalone gelato display and storage solution.

With the ability to deep freeze gelato in storage before bringing them up to serving temperature on display, the Delight range can be relied upon to perfectly preserve a range of frozen treats while presenting them proudly.



58. Specification Reference Guide

Gelato Displays



GD0007S

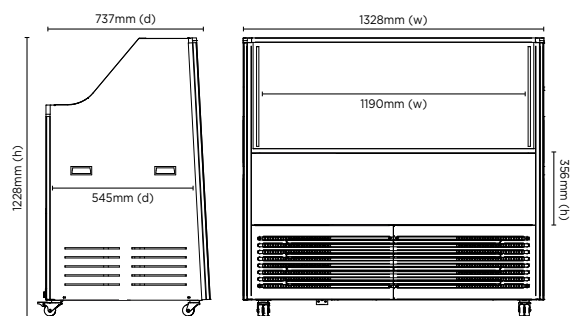
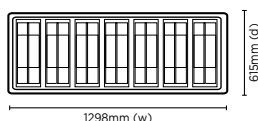


Chest Freezer Gelato Display

Part No.	Capacity	Weight
3735262	352L	81kg
External (mm)		Internal (mm)
Width	1298	1180
Depth	615	495
Height	1296	708

- Tilted display with curved canopy offers great visibility while maintaining hygiene
- Sliding lid minimises energy consumption and keeps contents cool on display
- Included internal frame to accommodate baskets
- Temperature range: -22°C to -12°C
- Includes 7 plastic 5L tubs

Tub Support Framework



DELIGHT7



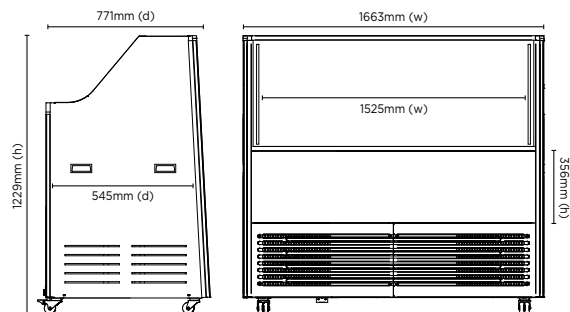
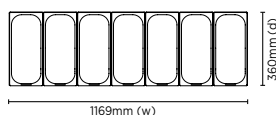
Delight Gelato Display - 7 Tub¹

Part No.	Capacity	Weight
3736227	130L+93L	134kg
External (mm)		Internal (mm)
Width	1328	1190
Depth	737	545
Height	1229	356

- Lower front glass with LED lighting for better ice-cream visibility
- Heated front display glass to prevent condensation
- Modular profiles allow for single row of 5L tubs or double rows of 2.5L tubs - please note tubs are not included
- Spiral type, maintenance free condenser
- Temperature range: -15°C to -18°C

¹5L gelato tubs not supplied

Tub Support Framework



DELIGHT13

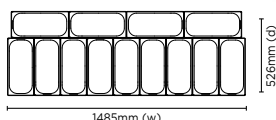


Delight Gelato Display - 13 Tub¹

Part No.	Capacity	Weight
3736228	195L+148L	184kg
External (mm)		Internal (mm)
Width	1663	1525
Depth	771	545
Height	1229	356

- Lower front glass with LED lighting for better ice-cream visibility
- Heated front display glass to prevent condensation
- Modular profiles allow for single row of 5L tubs or double rows of 2.5L tubs - please note tubs are not included
- Spiral type, maintenance free condenser
- Temperature range: -15°C to -18°C

Tub Support Framework



Model	GD0007S	DELIGHT7	DELIGHT13
Part Number	3735262	3736227	3736228
Ext. Width (mm)*	1298	1328	1663
Ext. Depth (mm)*	615	737	771
Ext. Height (mm)*	1296	1229	1229
Capacity	352L	130L + (93L storage)	195L + (148L storage)
Temp. Range	-22 to -12°C	-15°C to -18°C	-15°C to -18°C
Max. Ambient Temp.	35°C	35°C	35°C
Rated Power	300W	N/A	N/A
Current	2.3A	3.6A	3.6A
Gross Weight	81kg	134kg	184kg
Refrigerant	R404a	R290	R290
Plug Supplied	1	1	1
Power Supply	10A	10A	10A
Features			
Main Light	Fluorescent	LED	LED
Number of Lids	2	1	1
Lid Type	Sliding	Plexy	Plexy
Safety Glass Lid	✓	✓	✓
Canopy	✓	✓	✓
Door Lock	✓		
No. of Baskets Incl.	3 (wire frame support tubs)		
No. of Tubs	7 Included (Plastic Tubs)	7 (Tubs not supplied)	13 (Tubs not supplied)
Automatic Defrosting System		✓	✓
No. of Tubs in Storage	7	12	14
Castors	✓	✓	✓
Colour	White	White with Blue Trim	White with Blue Trim
Warranty			
Parts (Years)	1	1	1
Labour (Years)	1	1	1

*Dimensions exclude handle protrusions

Built-in product stops
facilitate angled
product display

Retractable night
blind reduces off-peak
energy consumption

Illuminated
lightbox increases
brand presence

Transparent side
glass extends
product visibility

Adjustable
shelving for
flexibility
in display
configuration

High-impact,
full-height LED
lighting for
perfect product
presentation

Invisible air
curtain maintains
temperature and
enables open
access to products

Plastic bumpers
provide protection
from accidental
damage

Plug-in design
offers flexible unit
placement and
simplifies installation

Corrosion-resistant
construction ensures
longevity

Allows display of
delicate produce

Castors for easy
placement &
movement



Bromic's Open Display range offers powerful performance in a plug-in package, creating attractive open displays with exceptionally accurate temperature control.

61. Vision ECO Displays

Bromic's Vision ECO Open Displays have been developed in partnership with internationally-acclaimed manufacturer IARP to offer plug-in solutions that simplify the installation of self-service refrigerated retail aisles.

Accurate temperature controls allow this unit to display delicate produce despite its open front while plug-in operation eliminates the need for prior planning approval and an expensive installation.



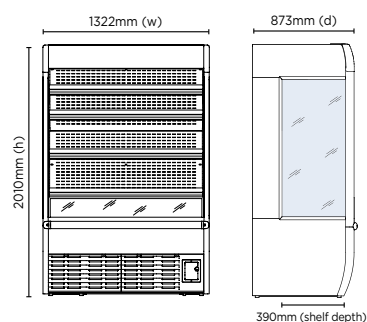
62. Specification Reference Guide

PROFESSIONAL RANGE

OPEN DISPLAYS

Open Displays

PROFESSIONAL RANGE



VISION1200

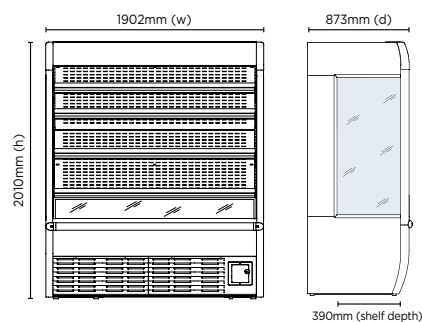


Vision ECO 1330L LED Open Display

Part No.	Capacity	Weight
3335274	1330L	266kg

External (mm)	
Width	1322
Depth	873
Height	2010

- Invisible air curtain maintains temperature
- Adjustable tilt shelves with built-in product stops for easy display set-up
- Included night blind reduces energy consumption during off-peak periods
- Temperature range: 0 to +10°C



VISION1800

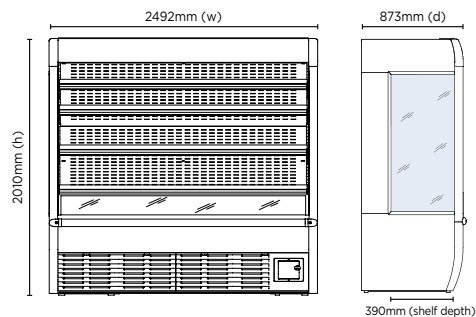


Vision ECO 1913L LED Open Display

Part No.	Capacity	Weight
3335276	1913L	310kg

External (mm)	
Width	1902
Depth	873
Height	2010

- Invisible air curtain maintains temperature
- Adjustable tilt shelves with built-in product stops for easy display set-up
- Included night blind reduces energy consumption during off-peak periods
- Temperature range: 0 to +10°C



VISION2400



Vision ECO 2555L LED Open Display

Part No.	Capacity	Weight
3335277	2555L	443kg

External (mm)	
Width	2492
Depth	873
Height	2010

- Invisible air curtain maintains temperature
- Adjustable tilt shelves with built-in product stops for easy display set-up
- Included night blind reduces energy consumption during off-peak periods
- Temperature range: 0 to +10°C

Model	VISION1200	VISION1800	VISION2400
Part Number	3335274	3335276	3335277
Ext. Width (mm)	1322	1902	2492
Ext. Depth (mm)	873	873	873
Ext. Height (mm)	2010	2010	2010
Capacity	1330L	1913L	2555L
Temp. Range	0 to +10°C	0 to +10°C	0 to +10°C
Max. Ambient Temp.	25°C	25°C	25°C
Rated Power	2300W	2650W	3500W
Current	9.6A	13.6A	16.5A
Gross Weight	266kg	310kg	443kg
Refrigerant	R507A	R507A	R507A
Plugs Supplied	1	1	1
Power Supply	10A	15A	20A
Features			
Display Light Box	✓	✓	✓
Main Light	LED	LED	LED
Air Curtain	✓	✓	✓
Analogue Temp. Controller	✓	✓	✓
Feet/Castors	✓	✓	✓
No. of Shelves Incl. Base	5	5	5
Shelf Stops Incl.	✓	✓	✓
Night Blind	✓	✓	✓
Colour	White	White	White
Warranty			
Parts (Years)	1	1	1
Labour (Years)	1	1	1



Bromic's Pizza Prep Fridges help improve kitchen efficiency, providing a practical food preparation space with quick access to your fresh ingredients. Ideal for Sandwich, Juice or Pizza Prep, these counters are Australian Food Safety compliant with dual-airflow channels.

65. Pizza Prep Fridges

The Pizza Prep Fridges are Australian Food Safety compliant with dual airflow channels to ensure consistent and even temperature in food pans.

Featuring a 480mm removable cutting board and enclosed well under pans to stop food from spilling into cabinets.



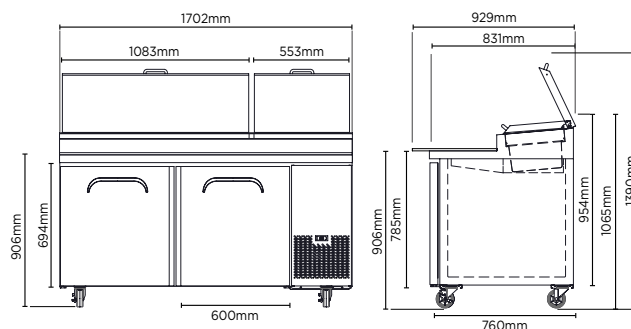
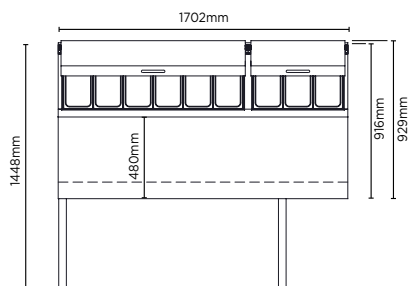
66. Specification Reference Guide

PROFESSIONAL RANGE

PIZZA PREP FRIDGES

Pizza Prep Fridges

PROFESSIONAL RANGE



PP1700

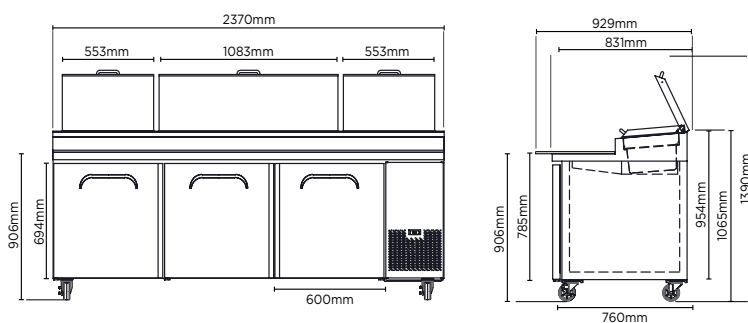
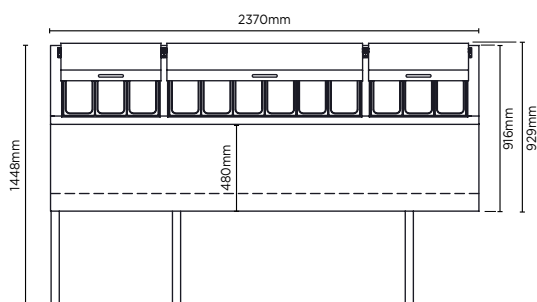


Two Door Pizza Prep Fridge (9 Pans)

Part No.	Capacity	Weight
3735801	572L	165kg

	Ext (mm)	Int (mm)
Width	1702	1260
Depth	929	670
Height	1065	590

- Hinged removable insulated lids with option to lock in open position
- Australian Food Safety compliant with dual airflow channels to ensure consistent and even temperature in food pans
- Chilled, fan assisted, blown air over & under food pan & wells
- 9 x removable 1/3" pans & rails
- Temperature range: 0°C to 5°C



PP2370



Three Door Pizza Prep Fridge (12 Pans)

Part No.	Capacity	Weight
3735802	873L	207kg

	Ext (mm)	Int (mm)
Width	2370	1930
Depth	929	670
Height	1065	590

- Hinged removable insulated lids with option to lock in open position
- Australian Food Safety compliant with dual airflow channels to ensure consistent and even temperature in food pans
- Chilled, fan assisted, blown air over & under food pan & wells
- 12 x removable 1/3" pans & rails
- Temperature range: 0°C to 5°C

Pizza Prep Fridges

Specification Reference Guide

Model	PP1700	PP2370
Part Number	3735801	3735802
Ext. Width (mm)*	1702	2370
Ext. Depth (mm)*	929	929
Ext. Height (mm)*	1065	1065
Capacity	572L	873L
Temp. Range	0°C to +5°C	0°C to +5°C
Max. Ambient Temp.	43°C	43°C
Refrigerant	R134a	R404a
Gross Weight	165kg	207kg
Current	3.4A	4.0A
Plug Supplied	1	1
Power Supply	10A	10A
Features		
Number of Pans	9	12
Tub Dimensions	(GN 1/3") W176mm x D324mm	(GN 1/3") W176mm x D324mm
Removable Cutting Board	✓	✓
Number of Doors	2	3
Door Type	Solid (Flat)	Solid (Flat)
Self-Closing Doors	✓	✓
Digital Temp. Controller	✓	✓
Lockable Castors	✓	✓
Number of Adjustable Shelves	4	6
Shelf Dimensions	W600mm x D643mm	2x W605mm x D643mm ; 4x W660mm x D643mm
Air Circulation	Forced Air	Forced Air
Colour	Stainless Steel	Stainless Steel
Warranty		
Parts (Years)	2	2
Labour (Years)	2	2

*Dimensions exclude any protrusions

Shelves adjustable
to three angles

Corrosion-resistant
construction
ensures longevity

3-shelves + base
maximises product
display area

Removable shelf
inserts for easy
cleaning

Sliding rear
door minimises
temperature loss

Toughened safety glass
creates a durable display
& service surface

High-impact LED lighting
on each shelf maximises
product visibility
& captures attention
(cold & ambient)



Adjustable shelving
for flexibility in
display configuration

Soft-cool refrigeration
maximises freshness

Stainless steel body
for improved quality &
durability

Castors make movement,
placement & cleaning easy

Invisible heat elements
& an internal air curtain
eliminates condensation

Bromic's Food Display range offers stylish, purpose built solutions for showcasing your fresh products. Choose from our Hot, Cold and Ambient units, with matching profiles providing a visual consistency for customers whilst beautifully displaying goods.

69. Cold Food Displays

Bromic's Cold Food Displays offer a stylish, purpose-built display solution for refrigerated delicacies such as cheese, cakes, and confectionary.

With heated glass on the front, top and sides to prevent condensation, it ensures visual clarity of your products on display. Three fully adjustable shelves and high impact LED internal lighting provide display flexibility and help maximise product visibility. Featuring an oversized evaporator coil and low-velocity fans for gentle circulation of high-humidity air, these units maintain moisture at low temperatures to ensure that products on display taste as good as they look.



71. Hot Food Displays

Bromic's Hot Food Displays offer a flexible and functional solution to display your hot delicacies. These units were designed specifically to provide perfect temperature control and when required, increased humidity to preserve food quality at its highest for prolonged periods of time. In addition, they feature three fully adjustable shelves, removable glass for easy cleaning, sliding self-closing rear door, and high-impact LED internal lighting for perfect product presentation.



73. Ambient Food Displays

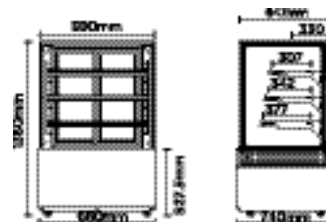
Bromic's Ambient Food Displays offer a perfect solution for displaying your baked goods such as pastries, cookies, cakes at ambient temperature.

With a beautiful stainless-steel finish, these purpose-built food displays offer a modern, sophisticated look that would compliment any hospitality environment. In addition, they feature three fully adjustable shelves with easily removable shelf inserts for cleaning, sliding self-closing rear door for easy access, and high-impact LED internal lighting for the immaculate presentation of your goods.



74. Specification Reference Guide

Cold Food Displays



FD4T0660C

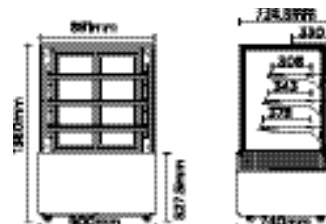


Cold Food Display 660mm

Part No. 3736313-NR **Capacity** 300L **Weight** 160kg

	External (mm)	Internal (mm)
Width	660	590
Depth	740	647
Height	1360	828

- Heated front, top & side glass provides uninterrupted views
- Magnetic condensor guard and cover for easy maintenance
- Three tiers of adjustable/removable shelving + base for flexibility in display
- Heated hinged rear door for convenience
- Temperature range: +2 to +6°C



FD4T0900C

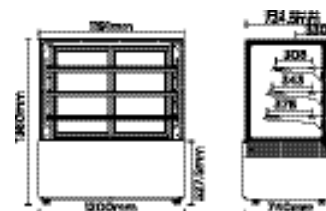


Cold Food Display 900mm

Part No. 3736308 **Capacity** 417L **Weight** 230kg

	External (mm)	Internal (mm)
Width	900	874
Depth	740	647
Height	1360	828

- Heated front, top & side glass provides uninterrupted views
- Magnetic condensor guard and cover for easy maintenance
- Three tiers of adjustable/removable shelving + base for flexibility in display
- Rear sliding door minimises temperature loss
- Temperature range: +2 to +6°C



FD4T1200C



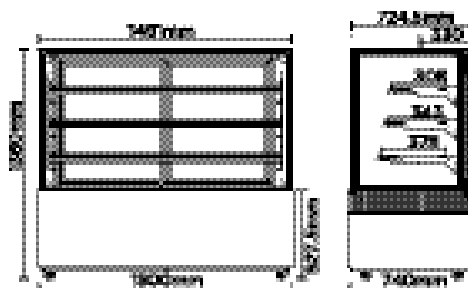
Cold Food Display 1200mm

Part No. 3736309 **Capacity** 542L **Weight** 282kg

	External (mm)	Internal (mm)
Width	1200	1174
Depth	740	647
Height	1360	828

- Heated front, top & side glass provides uninterrupted views
- Magnetic condensor guard and cover for easy maintenance
- Three tiers of adjustable/removable shelving + base for flexibility in display
- Rear sliding door minimises temperature loss
- Temperature range: +2 to +6°C

Cold Food Displays



FD4T1500C

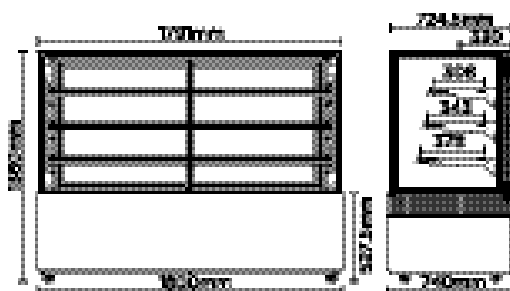


Cold Food Display 1500mm

Part No.	Capacity	Weight
3736310	686L	319kg

	External (mm)	Internal (mm)
Width	1500	1474
Depth	740	647
Height	1360	828

- Heated front, top & side glass provides uninterrupted views
- Magnetic condensor guard and cover for easy maintenance
- Three tiers of adjustable/removable shelving + base for flexibility in display
- Rear sliding door minimises temperature loss
- Temperature range: +2 to +6°C



FD4T1800C



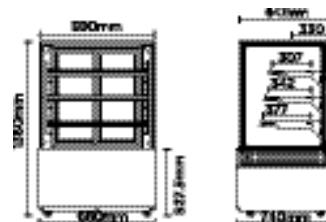
Cold Food Display 1800mm

Part No.	Capacity	Weight
3736311	830L	344kg

	External (mm)	Internal (mm)
Width	1800	1774
Depth	740	647
Height	1360	828

- Heated front, top & side glass provides uninterrupted views
- Magnetic condensor guard and cover for easy maintenance
- Three tiers of adjustable/removable shelving + base for flexibility in display
- Rear sliding door minimises temperature loss
- Temperature range: +2 to +6°C

Hot Food Displays



FD4T0660H

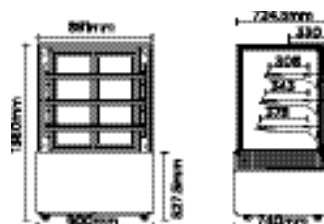


Hot Food Display 660mm

Part No. 3736312 **Capacity** 300L **Weight** 140kg

	External (mm)	Internal (mm)
Width	660	590
Depth	740	647
Height	1360	828

- Stainless steel construction resists corrosion and looks fantastic
- Three tiers of adjustable/removable shelving + base for flexibility in display
- Included is a bain-marie for increased humidity
- Hinged rear door for convenience
- Temperature range: +50 to +70°C



FD4T0900H

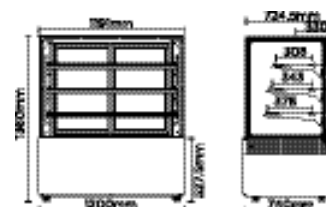


Hot Food Display 900mm

Part No. 3736304 **Capacity** 417L **Weight** 186kg

	External (mm)	Internal (mm)
Width	900	874
Depth	740	647
Height	1360	828

- Stainless steel construction resists corrosion and looks fantastic
- Three tiers of adjustable/removable shelving + base for flexibility in display
- Included is a bain-marie for increased humidity
- Temperature range: +50 to +70°C



FD4T1200H



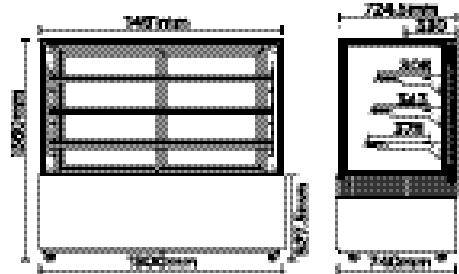
Hot Food Display 1200mm

Part No. 3736305 **Capacity** 542L **Weight** 204kg

	External (mm)	Internal (mm)
Width	1200	1174
Depth	740	647
Height	1360	828

- Stainless steel construction resists corrosion and looks fantastic
- Three tiers of adjustable/removable shelving + base for flexibility in display
- Included is a bain-marie for increased humidity
- Temperature range: +50 to +70°C

Hot Food Displays



FD4T1500H

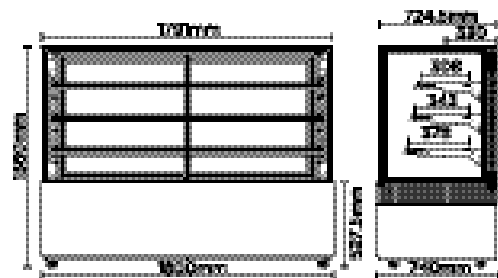


Hot Food Display 1500mm

Part No.	Capacity	Weight
3736306	686L	223kg

	External (mm)	Internal (mm)
Width	1500	1474
Depth	740	647
Height	1360	828

- Stainless steel construction resists corrosion and looks fantastic
- Three tiers of adjustable/removable shelving + base for flexibility in display
- Included is a bain-marie for increased humidity
- Temperature range: +50 to +70°C



FD4T1800H



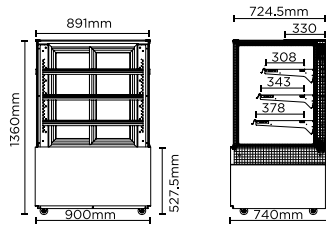
Hot Food Display 1800mm

Part No.	Capacity	Weight
3736307	830L	242kg

	External (mm)	Internal (mm)
Width	1800	1774
Depth	740	647
Height	1360	828

- Stainless steel construction resists corrosion and looks fantastic
- Three tiers of adjustable/removable shelving + base for flexibility in display
- Included is a bain-marie for increased humidity
- Temperature range: +50 to +70°C

Ambient Food Displays

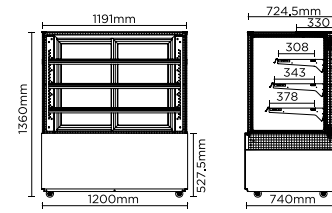


FD4T0900A

Ambient Food Display 900mm

Part No.	Capacity	Weight
3736300	417L	142kg
	External (mm)	Internal (mm)
Width	900	874
Depth	740	647
Height	1360	828

- Stainless steel construction resists corrosion and looks fantastic
- Three tiers of adjustable/removable shelving + base for flexibility in display
- Sliding rear doors allow easy access
- Toughened safety glass creates a durable display & service surface

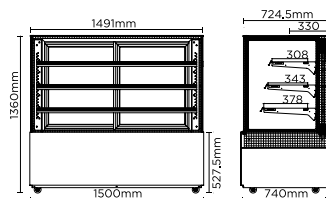


FD4T1200A

Ambient Food Display 1200mm

Part No.	Capacity	Weight
3736301	542L	174kg
	External (mm)	Internal (mm)
Width	1200	1174
Depth	740	647
Height	1360	828

- Stainless steel construction resists corrosion and looks fantastic
- Three tiers of adjustable/removable shelving + base for flexibility in display
- Sliding rear doors allow easy access
- Toughened safety glass creates a durable display & service surface

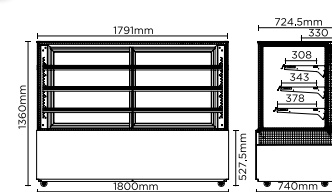


FD4T1500A

Ambient Food Display 1500mm

Part No.	Capacity	Weight
3736302	686L	206kg
	External (mm)	Internal (mm)
Width	1500	1474
Depth	740	647
Height	1360	828

- Stainless steel construction resists corrosion and looks fantastic
- Three tiers of adjustable/removable shelving + base for flexibility in display
- Sliding rear doors allow easy access
- Toughened safety glass creates a durable display & service surface



FD4T1800A

Ambient Food Display 1800mm

Part No.	Capacity	Weight
3736303	830L	238kg
	External (mm)	Internal (mm)
Width	1800	1774
Depth	740	647
Height	1360	828

- Stainless steel construction resists corrosion and looks fantastic
- Three tiers of adjustable/removable shelving + base for flexibility in display
- Sliding rear doors allow easy access
- Toughened safety glass creates a durable display & service surface



Model	FD4T0660C COLD	FD4T0900C COLD	FD4T1200C COLD	FD4T1500C COLD	FD4T1800C COLD
Part Number	3736313-NR	3736308	3736309	3736310	3736311
Ext. Width (mm)*	660	900	1200	1500	1800
Ext. Depth (mm)*	740	740	740	740	740
Ext. Height (mm)*	1360	1360	1360	1360	1360
Capacity	300L	417L	542L	686L	830L
Temp. Range	+2 to +6°C	+2 to +6°C	+2 to +6°C	+2 to +6°C	+2 to +6°C
Max. Ambient Temp.	32°C	32°C	32°C	32°C	32°C
Rated Power	540W	700W	1000W	1220W	1360W
Gross Weight	160kg	230kg	282kg	319kg	344kg
Refrigerant	R290	R404a	R404a	R404a	R404a
Plug Supplied	1	1	1	1	1
Power Supply	10A	10A	10A	10A	10A
Features					
Main Light	LED	LED	LED	LED	LED
Number of Doors	2	2	2	2	2
Door Type	Slide	Slide	Slide	Slide	Slide
Digital Temp. Controller	✓	✓	✓	✓	✓
Castors	✓	✓	✓	✓	✓
Number of Shelves Incl. Base	4	4	4	4	4
Defrost System	Forced Air	Forced Air	Forced Air	Forced Air	Forced Air
Colour	Stainless Steel	Stainless Steel	Stainless Steel	Stainless Steel	Stainless Steel
Warranty					
Parts (Years)	2	2	2	2	2
Labour (Years)	2	2	2	2	2

*Dimensions exclude any protrusions

Food Displays

Specification Reference Guide

Model	FD4T0660H HOT	FD4T0900H HOT	FD4T1200H HOT	FD4T1500H HOT	FD4T1800H HOT
Part Number	3736312	3736304	3736305	3736306	3736307
Ext. Width (mm)*	660	900	200	1500	1800
Ext. Depth (mm)*	740	740	740	740	740
Ext. Height (mm)*	1360	1360	1360	1360	1360
Capacity	300L	417L	542L	686L	830L
Temp. Range	+50 to +70°C	+50 to +70°C	+50 to +70°C	+50 to +70°C	+50 to +70°C
Max. Ambient Temp.	N/A	N/A	N/A	N/A	N/A
Rated Power	1138W	659W	1000W	1100W	3600W
Gross Weight	140kg	186kg	204kg	223kg	242kg
Refrigerant	N/A	N/A	N/A	N/A	N/A
Plug Supplied	1	1	1	1	1
Power Supply	10A	15A	15A	15A	15A
Features					
Main Light	Fluoro (T5)	Fluoro (T5)	Fluoro (T5)	Fluoro (T5)	Fluoro (T5)
Number of Doors	2	2	2	2	2
Door Type	Slide	Slide	Slide	Slide	Slide
Digital Temp. Controller	✓	✓	✓	✓	✓
Castors	✓	✓	✓	✓	✓
Number of Shelves Incl. Base	4	4	4	4	4
Defrost System	Forced Air	Forced Air	Forced Air	Forced Air	Forced Air
Colour	Stainless Steel	Stainless Steel	Stainless Steel	Stainless Steel	Stainless Steel
Warranty					
Parts (Years)	2	2	2	2	2
Labour (Years)	2	2	2	2	2

*Dimensions exclude any protrusions

Model	FD4T0900A AMBIENT	FD4T1200A AMBIENT	FD4T1500A AMBIENT	FD4T1800A AMBIENT
Part Number	3736300	3736301	3736302	3736303
Ext. Width (mm)*	900	1200	1500	1800
Ext. Depth (mm)*	740	740	740	740
Ext. Height (mm)*	1360	1360	1360	1360
Capacity	417L	542L	686L	830L
Temp. Range	N/A	N/A	N/A	N/A
Max. Ambient Temp.	N/A	N/A	N/A	N/A
Heating Power	N/A	N/A	N/A	N/A
Gross Weight	142kg	174kg	206kg	238kg
Plug Supplied	1	1	1	1
Power Supply	10A	10A	10A	10A
Features				
Main Light	LED	LED	LED	LED
Number of Doors	2	2	2	2
Door Type	Slide	Slide	Slide	Slide
Digital Temp. Controller	✓	✓	✓	✓
Castors	✓	✓	✓	✓
Number of Shelves Incl. Base	4	4	4	4
Heating System	N/A	N/A	N/A	N/A
Colour	Stainless Steel	Stainless Steel	Stainless Steel	Stainless Steel
Warranty				
Parts (Years)	2	2	2	2
Labour (Years)	2	2	2	2

*Dimensions exclude any protrusions

External stainless steel construction for corrosion resistance and simple cleaning

Retractable door minimises protrusion in tight spaces

Crystal-clear cubes offer sterile cooling in a range of applications



Cooling moves air through vents to reduce horizontal or vertical ventilation clearance

Agion®-treated materials maintain hygiene with antimicrobial technology

Highly-reliable, Italian-made machine

Bromic's Ice Machine range features both self-contained and modular units, operating across a range of production rates and ice styles to provide the perfect solution for any application.

80. Self-Contained Solid Cube Ice

Bromic's Self-Contained Solid Cube Ice Machines provide premium-quality cubes that are perfect for beverage-focused applications. Individually creating large, crystal-clear cubes that maximise liquid displacement while cooling quickly, these self-contained units excel underneath or above counters and are available in a range of sizes.



82. Self-Contained Hollow Ice

Bromic's Self-Contained Hollow Ice Machines present the perfect solution for high-volume venues with diverse ice requirements. Quickly creating lightweight cubes that maximise surface area for rapid cooling, these self-contained units excel underneath or above counters and are available in a range of sizes.



84. Self-Contained Flake Ice

Bromic's Self-Contained Flake Ice Machines continuously produce dry, shapeless ice that is ideal for food display and rapid cooling. These small granules of ice are close to their melting point, making them perfect for delicate produce that could be damaged by more durable forms of ice, such as fresh seafood.



85. Modular Half-Dice Ice

Bromic's Modular Half-Dice Ice Machines are suited to high-volume applications where crystal-clear, general-purpose ice is required in bulk. Rapidly producing slow-melting half-dice ice, these heavy-duty units can comfortably keep up in peak-periods or produce a surplus to be sold on the side.



86. Modular Flake Ice

Bromic's Modular Flake Ice Machines continuously produce dry, shapeless ice on a commercial scale that is ideal for food display and rapid cooling. These small granules of ice are close to their melting point, making them perfect for delicate produce that could be damaged by more durable forms of ice, such as fresh seafood.



87. Stainless Steel Storage Bins

Bromic's Stainless Steel Storage Bins provide a hygienic and sturdy storage solution for modular ice machines.

87. Ice Machine Water Filters

Bromic's Ice Machine Water Filters are an essential part of clear ice production. In addition, ice machine life can be drastically extended by filtering out damaging particulates found in tap water.

88. Daily Ice Production Overview Chart

89. Specification Reference Guide

PROFESSIONAL RANGE

Ice Machines

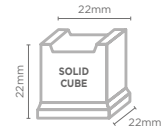
Types of Ice



Solid Cube Ice

Solid cube ice production creates large cubes individually to simplify service. These premium, crystal-clear cubes are perfect for beverage-focused applications where liquid displacement is important.

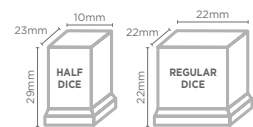
Ice Dimensions



Dice Ice

Dice ice is the most economical style of ice to produce, created in a slab to enable rapid production and easy transport. These hard, pure and slow-melting cubes are perfect for general-purpose use.

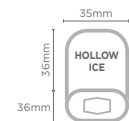
Ice Dimensions



Hollow Ice

Hollow ice is produced individually around refrigerated fingers to maximise surface area and cooling potential. These pure, lightweight cubes are produced rapidly, offer greater surface area for quicker cooling, and are gentler on blender blades.

Ice Dimensions



Flake Ice

Flake ice is produced continuously in small, fast-melting granules. This dry, shapeless ice is close to its melting point, allowing it to cool quickly without damaging delicate product or refreezing the melt water.



Bromic Ice Machines are
all WaterMark™ approved

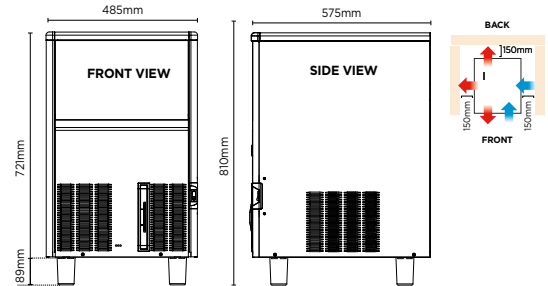


Agion® is a silver based antimicrobial compound moulded directly into key ice-machine components. This built-in compound reduces the growth of bacteria, micro-organisms, algae, mould and slime on ice-machines surfaces.

Ice Machines

PROFESSIONAL RANGE

Self-Contained Solid Cube Ice



IM0032SSC



Self-Contained 31kg Solid Cube Ice Machine

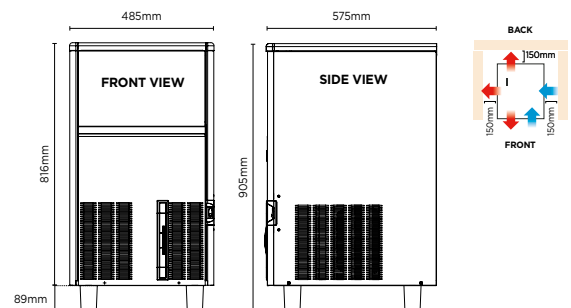
Part No.	Production	Storage	
3935135	31kg* ²	17kg	
	External (mm)	Footing (mm)	
Width	485		
Depth	575		
Height	721* ³	89	

- Large solid ice cubes that cool quickly and maximise liquid displacement
- Stainless steel construction resists corrosion
- Electric PCB controller enables smart yet simple operation
- Low power and water consumption

* 3 years parts only, 1 year labour

*² Production is based on kg/24hr at 10°C air and 10°C water

*³ External height excludes feet



IM0043SSC



Self-Contained 37kg Solid Cube Ice Machine

Part No.	Production	Storage	
3935145	37kg* ²	20kg	
	External (mm)	Footing (mm)	
Width	485		
Depth	575		
Height	816* ³	89	

- Large solid ice cubes that cool quickly and maximise liquid displacement
- Stainless steel construction resists corrosion
- Electric PCB controller enables smart yet simple operation
- Low power and water consumption

* 3 years parts only, 1 year labour

*² Production is based on kg/24hr at 10°C air and 10°C water

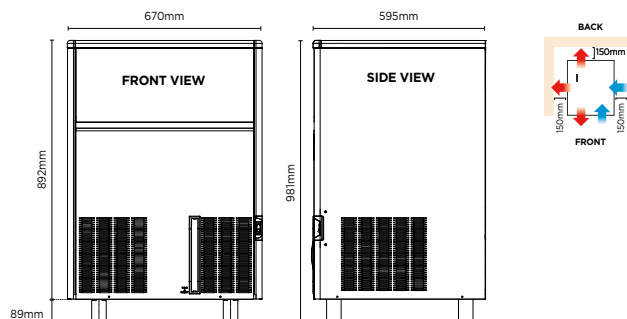
*³ External height excludes feet



Ice Machines

Self-Contained Solid Cube Ice

PROFESSIONAL RANGE



IM0065SSC

3 YEAR*
EXTRA CARE
WARRANTY SERVICE

Self-Contained 59kg Solid Cube Ice Machine

Part No. 3935148 **Production** 59kg*² **Storage** 33kg

	External (mm)	Footing (mm)
Width	670	
Depth	595	
Height	892* ³	89

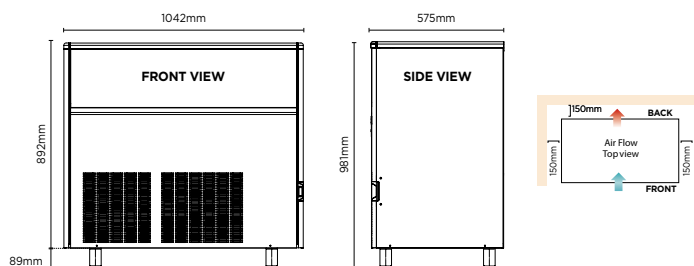
- Large solid ice cubes that cool quickly and maximise liquid displacement
- Stainless steel construction resists corrosion
- Electric PCB controller enables smart yet simple operation
- Low power and water consumption

* 3 years parts only, 1 year labour

*² Production is based on kg/24hr at 10°C air and 10°C water

*³ External height excludes feet

SC



IM0113SSC

3 YEAR*
EXTRA CARE
WARRANTY SERVICE

Self-Contained 115kg Solid Cube Ice Machine

Part No. 3935123 **Production** 115kg*² **Storage** 50kg

	External (mm)	Footing (mm)
Width	1042	
Depth	575	
Height	892* ³	89

- Large solid ice cubes that cool quickly and maximise liquid displacement
- Stainless steel construction resists corrosion and looks fantastic
- Electric PCB controller enables smart yet simple operation
- Low power and water consumption

* 3 years parts only, 1 year labour

*² Production is based on kg/24hr at 10°C air and 10°C water

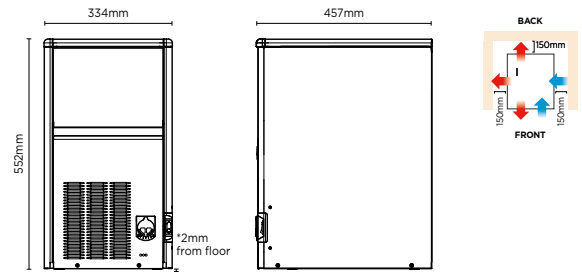
*³ External height excludes feet

SC

Ice Machines

PROFESSIONAL RANGE

Self-Contained Hollow Ice



IM0018HSC-HE



Self-Contained 18kg Hollow Ice Machine

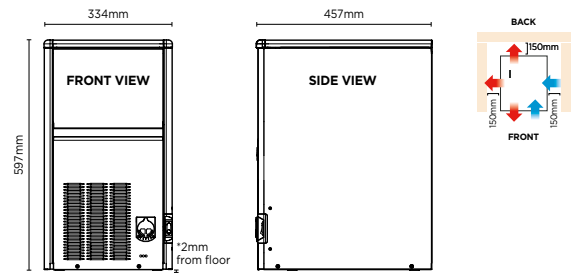
Part No.	Production	Storage
3935345	18kg ^{*2}	4kg
External (mm)		Footing (mm)
Width	334	
Depth	457	
Height	552 ^{*3}	2

- Hollow, crystal-clear ice presents the best general-purpose option
- Large surface area cubes result in rapid cooling
- Stainless steel construction resists corrosion
- Low power and water consumption

* 3 years parts only, 1 year labour

^{*2} Production is based on kg/24hr at 10°C air and 10°C water

^{*3} External height excludes feet



IM0024HSC-HE



Self-Contained 24kg Hollow Ice Machine

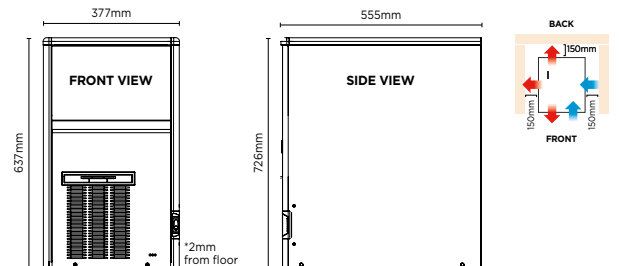
Part No.	Production	Storage
3935351	24kg ^{*2}	6kg
External (mm)		Footing (mm)
Width	334	
Depth	457	
Height	597 ^{*3}	2

- Hollow, crystal-clear ice presents the best general-purpose option
- Large surface area cubes result in rapid cooling
- Stainless steel construction resists corrosion
- Low power and water consumption

* 3 years parts only, 1 year labour

^{*2} Production is based on kg/24hr at 10°C air and 10°C water

^{*3} External height excludes feet



IM0034HSC-HE



Self-Contained 32kg Hollow Ice Machine

Part No.	Production	Storage
3935356	32kg ^{*2}	10kg
External (mm)		Footing (mm)
Width	377	
Depth	555	
Height	637 ^{*3}	2

- Hollow, crystal-clear ice presents the best general-purpose option
- Large surface area cubes result in rapid cooling
- Stainless steel construction resists corrosion
- Low power and water consumption

* 3 years parts only, 1 year labour

^{*2} Production is based on kg/24hr at 10°C air and 10°C water

^{*3} External height excludes feet

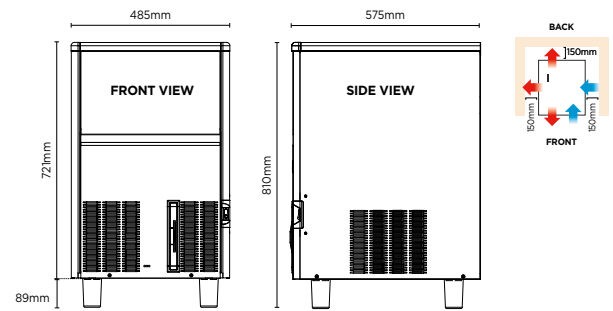


Ice Machines

Self-Contained Hollow Ice



PROFESSIONAL RANGE



IM0050HSC-HE



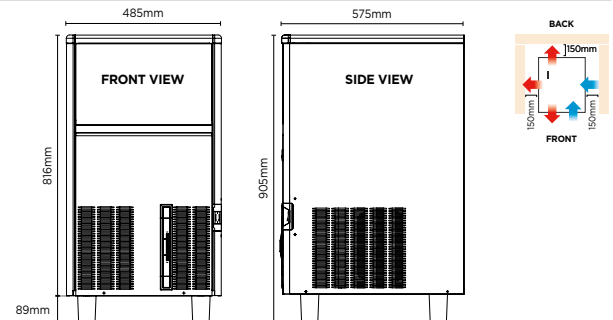
Self-Contained 47kg Hollow Ice Machine

Part No.	Production	Storage
3935361	47kg* ²	17kg

	External (mm)	Footing (mm)
Width	485	
Depth	575	
Height	721* ³	89

- Hollow, crystal-clear ice presents the best general-purpose option
- Fast-melting cubes maximise surface area for rapid cooling
- Stainless steel construction resists corrosion
- Low power and water consumption

- * 3 years parts only, 1 year labour
- *² Production is based on kg/24hr at 10°C air and 10°C water
- *³ External height excludes feet



IM0064HSC-HE



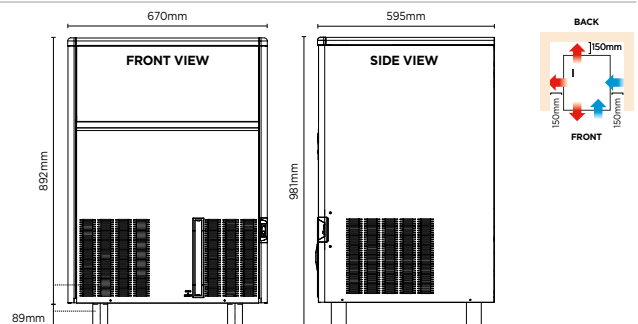
Self-Contained 63kg Hollow Ice Machine

Part No.	Production	Storage
3935366	63kg* ²	20kg

	External (mm)	Footing (mm)
Width	485	
Depth	575	
Height	816* ³	89

- Hollow, crystal-clear ice presents the best general-purpose option
- Large surface area cubes result in rapid cooling
- Stainless steel construction resists corrosion
- Low power and water consumption

- * 3 years parts only, 1 year labour
- *² Production is based on kg/24hr at 10°C air and 10°C water
- *³ External height excludes feet



IM0084HSC-HE



Self-Contained 82kg Hollow Ice Machine

Part No.	Production	Storage
3935371	82kg* ²	30kg

	External (mm)	Footing (mm)
Width	670	
Depth	595	
Height	892* ³	89

- Hollow, crystal-clear ice presents the best general-purpose option
- Large surface area cubes result in rapid cooling
- Stainless steel construction resists corrosion
- Low power and water consumption

- * 3 years parts only, 1 year labour
- *² Production is based on kg/24hr at 10°C air and 10°C water
- *³ External height excludes feet

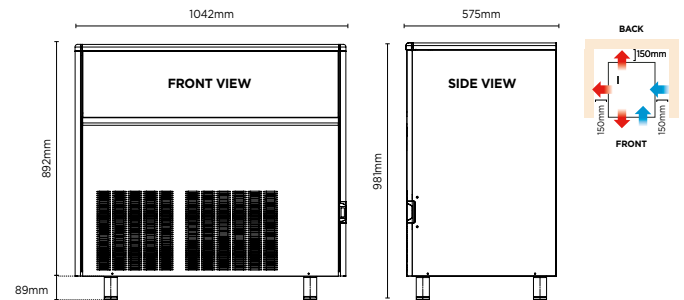




Ice Machines

PROFESSIONAL RANGE

Self-Contained Hollow and Flake Ice



IM0170HSC-HE



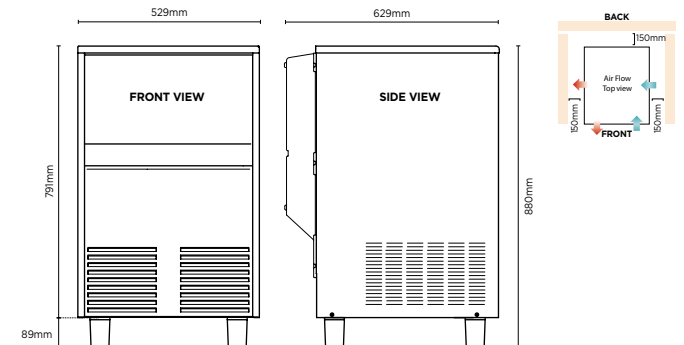
Self-Contained 165kg Hollow Ice Machine

Part No.	Production	Storage
3935381	165kg ^{*2}	50kg
External (mm) Footing (mm)		
Width	1042	
Depth	575	
Height	892 ^{*3}	89

- Hollow, crystal-clear ice presents the best general-purpose option
- Stainless steel construction resists corrosion
- Low power and water consumption



* 3 years parts only, 1 year labour
^{*2} Production is based on kg/24hr at 10°C air and 10°C water
^{*3} External height excludes feet



IM0070FSC



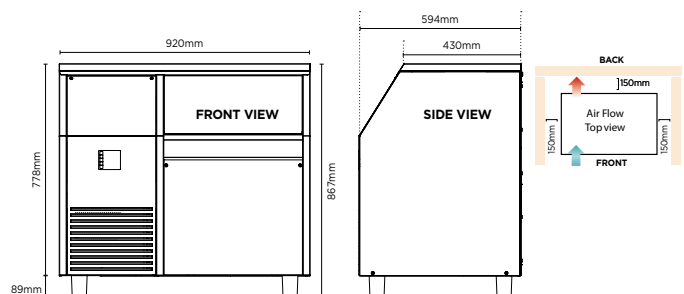
Self-Contained 70kg Flake Ice Machine

Part No.	Production	Storage
3935220	70kg ^{*2}	25kg
External (mm) Footing (mm)		
Width	529	
Depth	629	
Height	791 ^{*3}	89

- Shapeless flake ice that cools rapidly without harming delicate produce
- Stainless steel construction resists corrosion
- Electric PCB controller enables smart yet simple operation



* 3 years parts only, 1 year labour
^{*2} Production is based on kg/24hr at 10°C air and 10°C water
^{*3} External height excludes feet



IM0120FSCW



Self-Contained 120kg Flake Ice Machine

Part No.	Capacity	Storage
3935230	120kg ^{*2}	60kg
External (mm) Footing (mm)		
Width	920	
Depth	594	
Height	778 ^{*3}	89

- Shapeless flake ice that cools rapidly without harming delicate produce
- Stainless steel construction resists corrosion
- Electric PCB controller enables smart yet simple operation

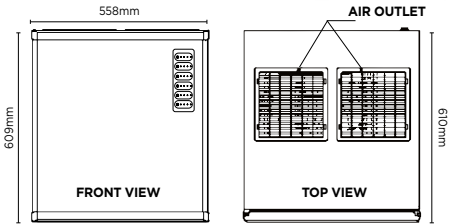


* 3 years parts only, 1 year labour
^{*2} Production is based on kg/24hr at 10°C air and 10°C water
^{*3} External height excludes feet

Ice Machines

Modular Half-Dice Ice

PROFESSIONAL RANGE



FULL VIEW OF
HEAD AND BIN
MODULAR HEAD
SHOWN ONLY



IM0160HDM



Modular 160kg Half-Dice Ice Machine

Part No.	Production	Weight
3935183	160kg* ²	55kg

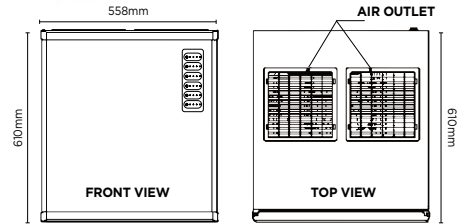
- Economical half-dice ice suits blending and general-purpose use
- Hard, pure ice that's ready for consumption and cooling alike
- Suitable Storage Bins: SB129, SB178 (CBT30EMCD bin top required) SB243 (CBT30EMCD bin top required)

External (mm)

Width	558
Depth	610
Height	609

* 3 years parts only, 1 year labour

*² Production is based on kg/24hr at 10°C air and 10°C water



IM0250HDM



Modular 250kg Half-Dice Ice Machine

Part No.	Production	Weight
3935185	250kg* ²	65kg

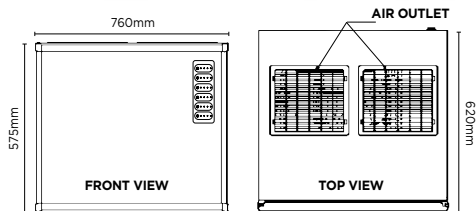
- Economical half-dice ice suits blending and general purpose use
- Hard, pure and crystal-clear ice ready for consumption and cooling alike
- Suitable Storage Bins: SB129, SB178 (CBT30EMCD bin top required) SB243 (CBT30EMCD bin top required)

External (mm)

Width	558
Depth	610
Height	610

* 3 years parts only, 1 year labour

*² Production is based on kg/24hr at 10°C air and 10°C water



IM0320HDM



Modular 320kg Half-Dice Ice Machine

Part No.	Production	Weight
3935187	320kg* ²	73kg

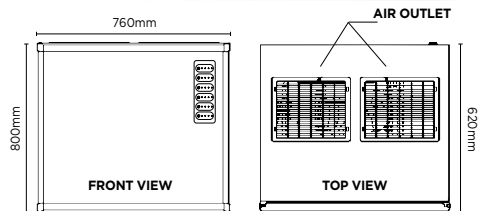
- Economical half-dice ice suits blending and general purpose use
- Hard, pure ice that's ready for consumption and cooling alike
- Suitable Storage Bins: SB178, SB243 and SB406 (CBT48EAMCD bin top required)

External (mm)

Width	760
Depth	620
Height	575

* 3 years parts only, 1 year labour

*² Production is based on kg/24hr at 10°C air and 10°C water



IM0485HDM



Modular 485kg Half-Dice Ice Machine

Part No.	Production	Weight
3935188	485kg* ²	104kg

- Economical half-dice ice suits blending and general purpose use
- Hard, pure ice that's ready for consumption and cooling alike
- Suitable Storage Bins: SB178, SB243 and SB406 (CBT48FMCD bin top required)

External (mm)

Width	760
Depth	620
Height	800

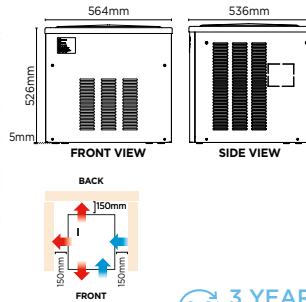
* 3 years parts only, 1 year labour

*² Production is based on kg/24hr at 10°C air and 10°C water

Ice Machines

Modular Flake Ice

PROFESSIONAL RANGE



IM0120FM

SPECIAL ORDER



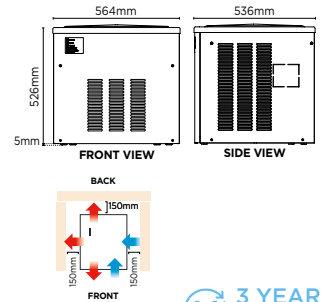
Modular 120kg Flake Ice Machine

Part No.	Production	Weight
3935202	120kg* ²	40kg
	External (mm)	Footing (mm)
Width	564	5
Depth	536	
Height	526	

- Shapeless flake ice that cools rapidly without harming delicate produce
- Electric PCB controller enables smart yet simple operation
- Suitable Storage Bins: SB129, SB178 (CBT30EFSD bin top required) SB243 (CBT30EFSD bin top required)

* 3 years parts only, 1 year labour

² Production is based on kg/24hr at 10°C air and 10°C water



IM0200FM

SPECIAL ORDER



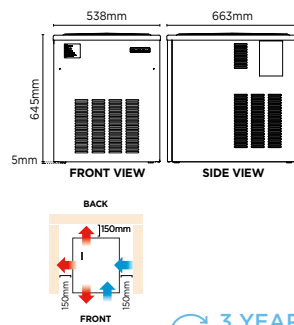
Modular 200kg Flake Ice Machine

Part No.	Production	Weight
3935203	200kg* ²	49kg
	External (mm)	Footing (mm)
Width	564	5
Depth	536	
Height	526	

- Shapeless flake ice that cools rapidly without harming delicate produce
- Electric PCB controller enables smart yet simple operation
- Suitable Storage Bins: SB129, SB178 (CBT30EFSD bin top required) SB243 (CBT30EFSD bin top required)

* 3 years parts only, 1 year labour

² Production is based on kg/24hr at 10°C air and 10°C water



IM0320FM

SPECIAL ORDER



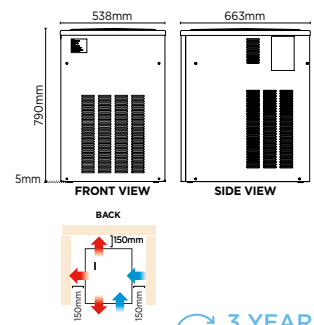
Modular 320kg Flake Ice Machine

Part No.	Production	Weight
3935204	320kg* ²	78kg
	External (mm)	Footing (mm)
Width	538	
Depth	663	
Height	645	5

- Shapeless flake ice that cools rapidly without harming delicate produce
- Electric PCB controller enables smart yet simple operation
- Suitable Storage Bins: SB129 (CBT22EFCD bin top required) SB178 (CBT30EFSD bin top required) SB243 (CBT30EFSD bin top required) SB406 (CBT48FMCD bin top required)

* 3 years parts only, 1 year labour

² Production is based on kg/24hr at 10°C air and 10°C water



IM0600FM

SPECIAL ORDER



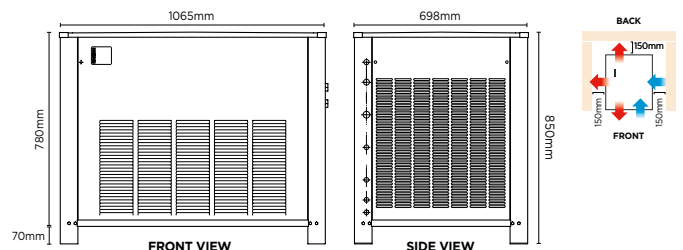
Modular 600kg Flake Ice Machine

Part No.	Production	Weight
3935205	600kg* ²	94kg
	External (mm)	Footing (mm)
Width	538	
Depth	663	
Height	790	5

- Shapeless flake ice that cools rapidly without harming delicate produce
- Electric PCB controller enables smart yet simple operation
- Suitable Storage Bins: SB129 (CBT22EFCD bin top required) SB178 (CBT30EFSD bin top required) SB243 (CBT30EFSD bin top required) SB406 (CBT48FMCD bin top required)

* 3 years parts only, 1 year labour

² Production is based on kg/24hr at 10°C air and 10°C water



IM1150FM

SPECIAL ORDER



Modular 1150kg Flake Ice Machine

Part No.	Production	Weight
3935206	1150kg* ²	179kg
	External (mm)	Footing (mm)
Width	1065	
Depth	698	
Height	780* ³	70

- Shapeless flake ice that cools rapidly without harming delicate produce
- Electric PCB controller enables smart yet simple operation
- Suitable Storage Bin: SB406 (CBT48FMCD bin top required)

* 3 years parts only, 1 year labour

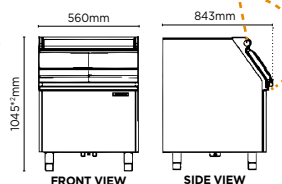
² Production is based on kg/24hr at 10°C air and 10°C water

³ External height excludes feet

Ice Machines

Storage Bins | Water Filters

PROFESSIONAL RANGE



FULL VIEW OF
HEAD AND BIN
STORAGE BINS
SHOWN ONLY



SB129



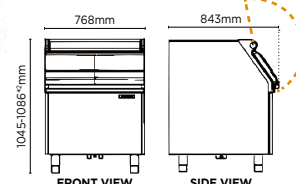
129kg Storage Bin

Part No.	Capacity	Weight
3935270	129kg	54kg
External (mm) Footing (mm)		
Width	560	
Depth	843	
Height	1045* ²	150

- Insulated with polyurethane to slow melting and maximise ice life
- High-density polyethylene internal liner simplifies cleaning and resists scratching to maintain hygiene
- Durable, corrosion-resistant stainless steel construction provides longevity

* 3 years parts only, 1 year labour

*² External height includes feet



SB178



178kg Storage Bin

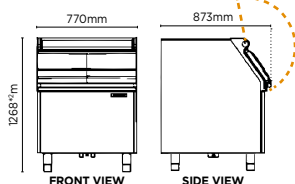
Part No.	Capacity	Weight
3935271	178kg	62kg
External (mm) Footing (mm)		
Width	768	
Depth	843	
Height	1045-1086* ²	144-185* ³

- Insulated with polyurethane to slow melting and maximise ice life
- High-density polyethylene internal liner simplifies cleaning and resists scratching to maintain hygiene
- Durable, corrosion-resistant stainless steel construction provides longevity

* 3 years parts only, 1 year labour

*² External height includes adjustable feet.

*³ Adjustable feet.



SB243



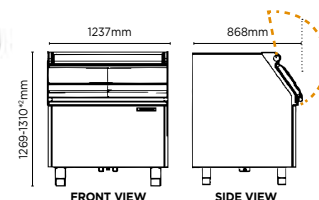
243kg Storage Bin

Part No.	Capacity	Weight
3935272	243kg	68kg
External (mm) Footing (mm)		
Width	770	
Depth	873	
Height	1269* ²	144

- Insulated with polyurethane to slow melting and maximise ice life
- High-density polyethylene internal liner simplifies cleaning and resists scratching to maintain hygiene
- Durable, corrosion-resistant stainless steel construction provides longevity

* 3 years parts only, 1 year labour

*² External height includes feet



SB406



406kg Storage Bin

Part No.	Capacity	Weight
3935273	406kg	104kg
External (mm) Footing (mm)		
Width	1237	
Depth	868	
Height	1269-1310* ²	144-185* ³

- Insulated with polyurethane to slow melting and maximise ice life
- High-density polyethylene internal liner simplifies cleaning and resists scratching to maintain hygiene
- Durable, corrosion-resistant stainless steel construction provides longevity

* 3 years parts only, 1 year labour

*² External height includes adjustable feet

*³ Adjustable feet



Filter Housing
29004

Cartridge Filter
45004

Filter Kit
3935950

WATER FILTERS



Filter Housing

Part No.	Flow Rate
29004	3.8L/pm
Micro Rating Connection	
n/a	3/4"

Cartridge Filter

Part No.	Flow Rate
45004	3.8L/pm
Micro Rating Connection	
5	n/a

Filter Kit



Part No.	Flow Rate
3935950	3.8L/pm
Includes:	
- Filter Housing (29004)	
- Cartridge Filter (45004)	

* Parts only

Refer to bromicrefrigeration.com.au for pre-installation checklist.

Ice Machines

Daily Ice Production Overview Chart

Model	Type	Max Prod. 24 Hour*	Storage Cap.	Dimensions (W x D x H)	Ice Type
IM0032SSC	Self-Contained Solid Cube Ice	31kg	17kg	485 x 575 x 721	<div>Solid Cube Ice</div> 
IM0043SSC	Self-Contained Solid Cube Ice	37kg	20kg	485 x 575 x 816	
IM0065SSC	Self-Contained Solid Cube Ice	59kg	33kg	670 x 595 x 892	
IM0113SSC	Self-Contained Solid Cube Ice	115kg	50kg	1042 x 575 x 892	
IM0018HSC-HE	Self-Contained Hollow Ice	18kg	4kg	334 x 457 x 552	<div>Hollow Ice</div> 
IM0024HSC-HE	Self-Contained Hollow Ice	24kg	6kg	334 x 457 x 597	
IM0034HSC-HE	Self-Contained Hollow Ice	32kg	10kg	377 x 555 x 637	
IM0050HSC-HE	Self-Contained Hollow Ice	47kg	17kg	485 x 575 x 721	
IM0064HSC-HE	Self-Contained Hollow Ice	63kg	20kg	485 x 575 x 816	
IM0084HSC-HE	Self-Contained Hollow Ice	82kg	30kg	670 x 595 x 892	
IM0170HSC-HE	Self-Contained Hollow Ice	165kg	50kg	1042 x 575 x 892	
IM0070FSC	Self-Contained Flake Ice	70kg	25kg	529 x 629 x 791	<div>Flake Ice</div> 
IM0120FSCW	Self-Contained Flake Ice	120kg	60kg	920 x 594 x 778	
IM0160HDM	Modular Half Ice	160kg	N/A	558 x 610 x 609	<div>Half Dice Ice</div> 
IM0250HDM	Modular Half Ice	250kg	N/A	558 x 610 x 610	
IM0320HDM	Modular Half Ice	320kg	N/A	760 x 620 x 575	
IM0485HDM	Modular Half Ice	485kg	N/A	760 x 620 x 800	
IM0120FM	Modular Flake Ice	120kg	N/A	564 x 536 x 526	<div>Flake Ice</div> 
IM0200FM	Modular Flake Ice	200kg	N/A	564 x 536 x 526	
IM0320FM	Modular Flake Ice	320kg	N/A	538 x 663 x 645	
IM0600FM	Modular Flake Ice	600kg	N/A	538 x 663 x 790	
IM1150FM	Modular Flake Ice	1150kg	N/A	1065 x 698 x 780	

*Production is based on kg/24hr at 10°C air and 10°C water

Modular Storage Bin Compatibility Chart					
Storage Bin Models		SB129	SB178	SB243	SB406
	Kg/24Hr	129Kg	178Kg	243Kg	406Kg
Modular Half-Dice Ice					
IM0160HDM	160Kg	✓	✓ + CBT30EMCD*	✓ + CBT30EMCD*	
IM0250HDM	250Kg	✓	✓ + CBT30EMCD*	✓ + CBT30EMCD*	
IM0320HDM	320Kg		✓	✓	✓ + CBT48EAMCD*
IM0485HDM	485Kg		✓	✓	✓ + CBT48EAMCD*
Modular Flake Ice					
IM0120FM	120Kg	✓	✓ + CBT30EFSD*	✓ + CBT30EFSD*	
IM0200FM	200Kg	✓	✓ + CBT30EFSD*	✓ + CBT30EFSD*	
IM0320FM	320Kg	✓ + CBT22EFCD*	✓ + CBT30EFSD*	✓ + CBT30EFSD*	✓ + CBT48FMCD*
IM0600FM	600Kg	✓ + CBT22EFCD*	✓ + CBT30EFSD*	✓ + CBT30EFSD*	✓ + CBT48FMCD*
IM1150FM	1150Kg				✓ + CBT48FMCD*

*Additional bin top required with purchase of particular modular bin

Ice Machines

Specification Reference Guide

Model	IM0032SSC	IM0043SSC	IM0065SSC	IM0113SSC
Part Number	3935135	3935145	3935148	3935123
Ext. Width (mm)	485	485	670	1042
Ext. Depth (mm)	575	575	595	575
Ext. Height (mm)*	721	816	892	892
Legs (mm)	89	89	89	89
Maximum Daily Production* ²	31kg	37kg	59kg	115kg
Storage Bin Capacity	17kg	20kg	33kg	50kg
Max. Ambient Temp.* ⁵	40°C	40°C	40°C	40°C
Power Input* ³	380W	530W	650W	1750W
Water Consumption(L/kg)* ⁴	2.9	3.8	2.8	4.4
Net Weight	51kg	52kg	74kg	97kg
Refrigerant	R134a	R134a	R134a	R404a
Plug Supplied	1	1	1	1
Power Supply	10A	10A	10A	10A
Features				
Self-Contained Machine	✓	✓	✓	✓
Modular Machine				
Storage Bin Compatibility	N/A	N/A	N/A	N/A
Type of Ice Produced	Solid	Solid	Solid	Solid
Colour	Stainless Steel	Stainless Steel	Stainless Steel	Stainless Steel
Warranty				
Parts (Years)	3	3	3	3
Labour (Years)	1	1	1	1

* External height excludes feet
*² Production is based on kg/24hr at 10°C air and 10°C water
*³ Power Input calculated at 43°C ambient
*⁴ Water consumption calculated at 32°C air and 21°C water
*⁵ Units operate in ambient conditions between 10°C and 40°C

Model	IM0018HSC-HE	IM0024HSC-HE	IM0034HSC-HE	IM0050HSC-HE	IM0064HSC-HE	IM0084HSC-HE
Part Number	3935345	3935351	3935356	3935361	3935366	3935371
Ext. Width (mm)	334	334	377	485	485	670
Ext. Depth (mm)	457	457	555	575	575	595
Ext. Height (mm)*	552	597	637	721	816	892
Legs (mm)	2	2	2	89	89	89
Maximum Daily Production*2	18kg	24kg	32kg	47kg	63kg	82kg
Storage Bin Capacity	4kg	6kg	10kg	17kg	20kg	30kg
Max. Ambient Temp.*5	40°C	40°C	40°C	40°C	40°C	40°C
Power Input*3	280W	310W	360W	430W	580W	620W
Water Consumption(L/kg)*4	2.5	2.1	1.9	1.6	2.1	2.0
Net Weight	28kg	28kg	40kg	45kg	48kg	63kg
Refrigerant	R134a	R134a	R134a	R134a	R134a	R134a
Plug Supplied	1	1	1	1	1	
Power Supply	10A	10A	10A	10A	10A	10A
Features						
Self-Contained Machine	✓	✓	✓	✓	✓	✓
Modular Machine						
Storage Bin Compatibility	N/A	N/A	N/A	N/A	N/A	N/A
Type of Ice Produced	Hollow	Hollow	Hollow	Hollow	Hollow	Hollow
Colour	Stainless Steel	Stainless Steel	Stainless Steel	Stainless Steel	Stainless Steel	Stainless Steel
Warranty						
Parts (Years)	3	3	3	3	3	3
Labour (Years)	1	1	1	1	1	1

* External height excludes feet
*2 Production is based on kg/24hr at 10°C air and 10°C water
*3 Power Input calculated at 43°C ambient
*4 Water consumption calculated at 32°C air and 21°C water
*5 Units operate in ambient conditions between 10°C and 40°C

Ice Machines

Specification Reference Guide

Model	IM0170HSC-HE	SPECIAL ORDER	SPECIAL ORDER	IM0160HDM	IM0250HDM	IM0320HDM
		IM0070FSC	IM0120FSCW			
Part Number	3935381	3935220	3935230	3935183	3935185	3935187
Ext. Width (mm)	1042	529	920	558	558	760
Ext. Depth (mm)	575	629	594	610	610	620
Ext. Height (mm)*	892	791	778	609	610	575
Legs (mm)	89	89	89	n/a	n/a	n/a
Maximum 24h Production* ²	165kg	70kg	120kg	160kg	250kg	320kg
Storage Bin Capacity	50kg	25kg	60kg	n/a	n/a	n/a
Max. Ambient Temp.* ⁵	40°C	40°C	40°C	40°C	40°C	40°C
Power Input* ³	1200W	340W	500W	950W	1250W	1600W
Water Consumption(L/kg)* ⁴	2.2	3.2	0.5	1.5	1.4	1.5
Net Weight	94kg	51kg	67kg	55kg	65kg	73kg
Refrigerant	R404A	R134a	R134a	R404a	R404a	R404a
Plug Supplied	1	1	1	1	1	1
Power Supply	10A	10A	10A	10A	16A	16A
Features						
Self-Contained Machine	✓	✓	✓			
Modular Machine				✓	✓	✓
Storage Bin Compatibility (See P.83 for more details)	N/A	N/A	N/A	SB129 SB178 SB243	SB129 SB178 SB243	SB178 SB243 SB406
Type of Ice Produced	Hollow	Flake	Flake	1/2 Dice	1/2 Dice	1/2 Dice
Colour	Stainless Steel	Stainless Steel	Stainless Steel	Stainless Steel	Stainless Steel	Stainless Steel
Warranty						
Parts (Years)	3	3	3	3	3	3
Labour (Years)	1	1	1	1	1	1
Storage Bin	SB129	SB178	SB243	SB406		
Part Number	3935270	3935271	3935272	3935273		
Ext. Width (mm)	560	768	770	1237		
Ext. Depth (mm)	843	843	873	868		
Ext. Height (mm) Including feet	1045	1045-1086* ⁶	1268	1269-1310* ⁶		
Storage Bin Capacity	129kg	178kg	243kg	406kg		
Liner Material	Stainless Steel	Stainless Steel	Stainless Steel	Stainless Steel		
Gross Weight	54kg	62kg	68kg	104kg		
Warranty						
Parts (Years)	3	3	3	3		
Labour (Years)	1	1	1	1		

Model	IM0485HDM	SPECIAL ORDER	SPECIAL ORDER	SPECIAL ORDER	SPECIAL ORDER	SPECIAL ORDER
		IM0120FM	IM0200FM	IM0320FM	IM0600FM	IM1150FM
Part Number	3935188	3935202	3935203	3935204	3935205	3935206
Ext. Width (mm)	760	564	564	538	538	1065
Ext. Depth (mm)	620	536	536	663	663	698
Ext. Height (mm)*	800	526	526	645	790	780
Legs (mm)	n/a	5	5	5	5	70
Maximum 24h Production* ²	485g	120kg	200kg	320kg	600kg	1150kg
Storage Bin Capacity	n/a	n/a	n/a	n/a	n/a	n/a
Max. Ambient Temp.* ⁵	40°C	40°C	40°C	40°C	40°C	40°C
Power Input* ³	2500W	500W	700W	1200W	2000W	3600W
Water Consumption(L/kg)* ⁴	1.4	0.9	0.8	0.8	0.7	0.8
Net Weight	104kg	45kg	49kg	78kg	94kg	179kg
Refrigerant	R404a	R134a	R404a	R404a	R404a	R404a
Plug Supplied	1	1	1	1	1	1
Power Supply	30A	10A	10A	16A	16A	No Plug
Features						
Self-Contained Machine						
Modular Machine	✓	✓	✓	✓	✓	✓
Storage Bin Compatibility	SB178 SB243 SB406	SB129 SB178 SB243	SB129 SB178 SB243	SB129 SB178 SB243 SB406	SB129 SB178 SB243 SB406	SB406
Type of Ice Produced	1/2 Dice	Flake	Flake	Flake	Flake	Flake
Colour	Stainless Steel	Stainless Steel	Stainless Steel	Stainless Steel	Stainless Steel	Stainless Steel
Warranty						
Parts (Years)	3	3	3	3	3	3
Labour (Years)	1	1	1	1	1	1

* External height excludes feet
*² Production is based on kg/24hr at 10°C air and 10°C water
*³ Power Input calculated at 43°C ambient
*⁴ Water consumption calculated at 32°C air and 21°C water (L/100kg)
*⁵ Units operate in ambient conditions between 10°C and 40°C
*⁶ Adjustable feet

